



OWIRH4D18 TYPE

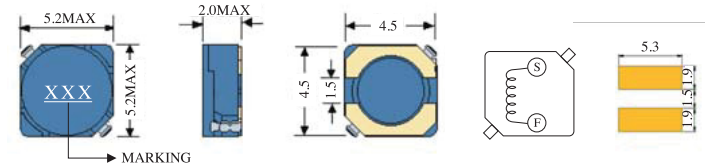


FEATURES

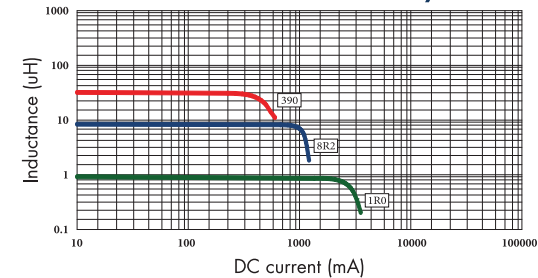
1. Various high power inductors are superior to be high saturation for surface mounting.

APPLICATIONS

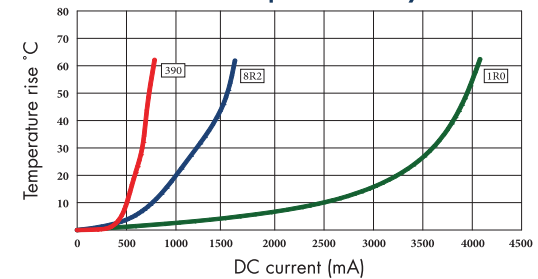
1. Power supply for VTR, OA equipment.
2. LCD television set, notebook PC.
3. Portable communication, equipments.
4. DC/DC converters, etc.



OWIRH4D18 Inductance decrease by current



OWIRH4D18 Temperature rise by current



ELECTRICAL CHARACTERISTICS FOR OWIRH4D18 SERIES

Part Number	Inductance (uH) ⁽¹⁾	Test Frequency	DC Resistance (Ω MAX) ⁽²⁾	Saturation Current (A) ⁽³⁾	Temperature Current (A) ⁽⁴⁾
OWIRH4D18-1R0	1.0	100KHZ	35m	1.72	3.60
OWIRH4D18-2R2	2.2	100KHZ	58m	1.32	2.70
OWIRH4D18-2R7	2.7	100KHZ	80m	1.28	2.40
OWIRH4D18-3R3	3.3	100KHZ	85m	1.04	2.10
OWIRH4D18-3R9	3.9	100KHZ	120m	0.88	1.79
OWIRH4D18-4R7	4.7	100KHZ	125m	0.84	1.70
OWIRH4D18-5R6	5.6	100KHZ	145m	0.80	1.35
OWIRH4D18-6R8	6.8	100KHZ	170m	0.76	1.28
OWIRH4D18-8R2	8.2	100KHZ	190m	0.68	1.10
OWIRH4D18-100	10	100KHZ	200m	0.61	1.08
OWIRH4D18-120	12	100KHZ	210m	0.56	1.00
OWIRH4D18-150	15	100KHZ	240m	0.50	0.95
OWIRH4D18-180	18	100KHZ	338m	0.48	0.90
OWIRH4D18-220	22	100KHZ	397m	0.41	0.80
OWIRH4D18-270	27	100KHZ	441m	0.35	0.72
OWIRH4D18-330	33	100KHZ	694m	0.32	0.66
OWIRH4D18-390	39	100KHZ	709m	0.30	0.59

1. Inductance tested at 0.25V. Tolerance of inductance: ±30%(N)
2. DCR test temp. limits 25 °C.
3. This indicates the value of current when the inductance is 35% lower than its initial value at D.C. superposition or D.C. current.
4. To load current onto the components under normal ambience, which cause the temp. change as Δt=40 °C or more lower current.
5. Please refer saturated current or the minimum temperature current as standard.