



OWIEP147S TYPE

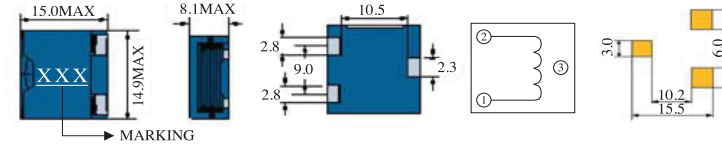


FEATURES

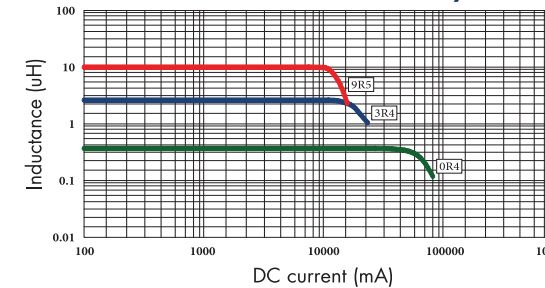
1. Various high power inductors are superior to be high saturation for surface mounting.

APPLICATIONS

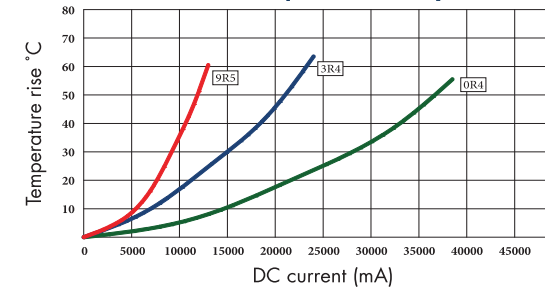
1. Power supply for VTR, OA equipment.
2. LCD television set, notebook PC.
3. Portable communication, equipments.
4. DC/DC converters, etc.



OWIEP147S Inductance decrease by current



OWIEP147S Temperature rise by current



ELECTRICAL CHARACTERISTICS FOR OWIEP147S SERIES

Part Number	Inductance (uH) ⁽¹⁾	Test Frequency	DC Resistance (Ω MAX) ⁽²⁾	Saturation Current (A) ⁽³⁾	Temperature Current (A) ⁽⁴⁾
OWIEP147S-R40	0.4	100KHZ	2.10m	52.8	23.0
OWIEP147S-R90	0.9	100KHZ	2.65m	36.0	18.0
OWIEP147S-1R5	1.5	100KHZ	3.50m	27.2	16.0
OWIEP147S-2R4	2.4	100KHZ	3.90m	22.4	13.0
OWIEP147S-3R4	3.4	100KHZ	5.50m	18.4	12.3
OWIEP147S-4R7	4.7	100KHZ	7.50m	15.2	12.0
OWIEP147S-6R1	6.1	100KHZ	7.80m	14.8	11.0
OWIEP147S-7R7	7.7	100KHZ	9.85m	12.4	10.0
OWIEP147S-9R5	9.5	100KHZ	13.3m	11.2	9.3

www.owolff.com

1. Inductance tested at 0.25V. Tolerance of inductance:
0.4uH: ±30%(N) 0.9uH~9.5uH: ±20%(M)
2. DCR test temp. limits 25 °C.
3. This indicates the value of current when the inductance is 25% lower than its initial value at D.C. superposition or D.C. current.
4. To load current onto the components under normal ambient which cause the temp. change as Δt=40 °C or more lower current.
5. Please refer saturated current or the minimum temperature current as standard.