




OWI43B TYPE

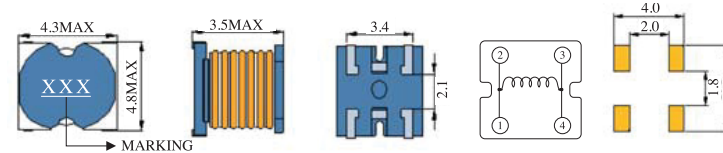


FEATURES

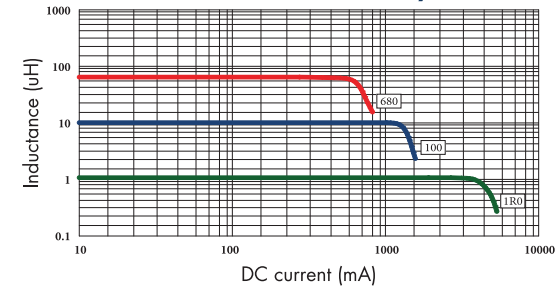
1. Various high power inductors are superior to be high saturation for surface mounting.

APPLICATIONS

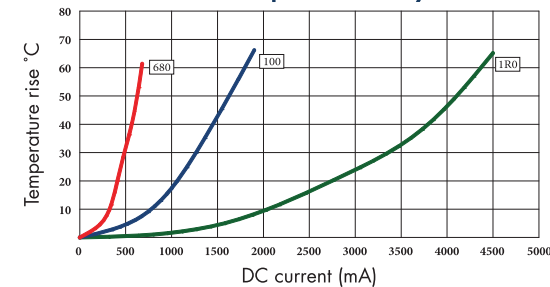
1. Power supply for VTR, OA equipment.
2. LCD television set, notebook PC.
3. Portable communication, equipments.
4. DC/DC converters, etc.



OWI43B Inductance decrease by current



OWI43B Temperature rise by current



ELECTRICAL CHARACTERISTICS FOR OWI43B SERIES

Part Number	Inductance (uH) ⁽¹⁾	Test Frequency	DC Resistance (Ω MAX) ⁽²⁾	Saturation Current (A) ⁽³⁾	Temperature Current (A) ⁽⁴⁾
OWI43B-1R0	1.0	7.96MHZ	48m	2.56	3.10
OWI43B-1R4	1.4	7.96MHZ	56m	2.20	3.00
OWI43B-1R8	1.8	7.96MHZ	63m	2.00	2.80
OWI43B-2R2	2.2	7.96MHZ	71m	1.75	2.70
OWI43B-2R7	2.7	7.96MHZ	78m	1.58	2.60
OWI43B-3R3	3.3	7.96MHZ	86m	1.44	2.30
OWI43B-3R9	3.9	7.96MHZ	93m	1.33	2.00
OWI43B-4R7	4.7	7.96MHZ	108m	1.22	1.80
OWI43B-5R6	5.6	7.96MHZ	125m	1.15	1.60
OWI43B-6R8	6.8	7.96MHZ	131m	1.00	1.55
OWI43B-8R2	8.2	7.96MHZ	146m	0.92	1.45
OWI43B-100	10	2.52MHZ	182m	0.84	1.30
OWI43B-120	12	2.52MHZ	210m	0.77	1.23
OWI43B-150	15	2.52MHZ	235m	0.69	1.13
OWI43B-180	18	2.52MHZ	338m	0.65	1.00
OWI43B-220	22	2.52MHZ	378m	0.58	0.92
OWI43B-270	27	2.52MHZ	522m	0.52	0.83
OWI43B-330	33	2.52MHZ	540m	0.48	0.74
OWI43B-390	39	2.52MHZ	587m	0.42	0.66
OWI43B-470	47	2.52MHZ	844m	0.39	0.57
OWI43B-560	56	2.52MHZ	937m	0.35	0.50
OWI43B-680	68	2.52MHZ	1.117	0.33	0.45

www.owloff.com

1. Inductance tested at 0.25V. Tolerance of inductance:
1.0uH: ±30%(N) 1.4uH~68uH: ±20%(M)
2. DCR test temp. limits 25°C.
3. This indicates the value of current when the inductance is 10% lower than its initial value at D.C. superposition or D.C. current.
4. To load current onto the components under normal ambience, which cause the temp. change as Δt=40°C or more lower current.
5. Please refer saturated current or the minimum temperature current as standard.