



OWI75 TYPE

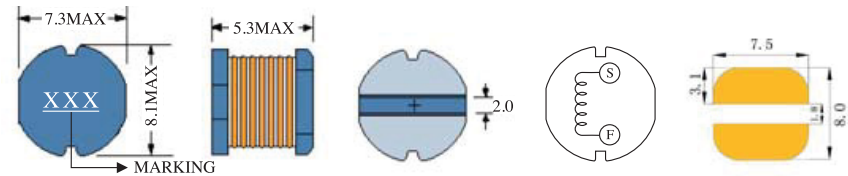


FEATURES

- 1. Various high power inductors are superior to be high saturation for surface mounting.

APPLICATIONS

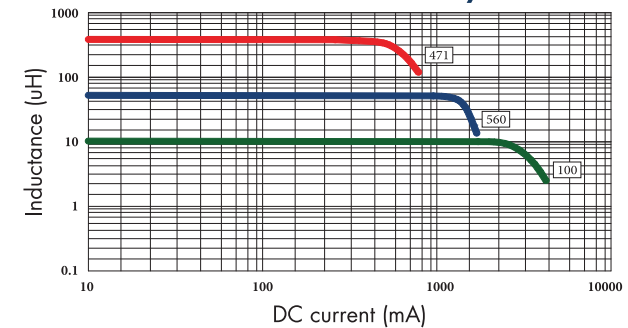
- 1. Power supply for VTR, OA equipment.
- 2. LCD television set, notebook PC.
- 3. Portable communication, equipments.
- 4. DC/DC converters, etc.



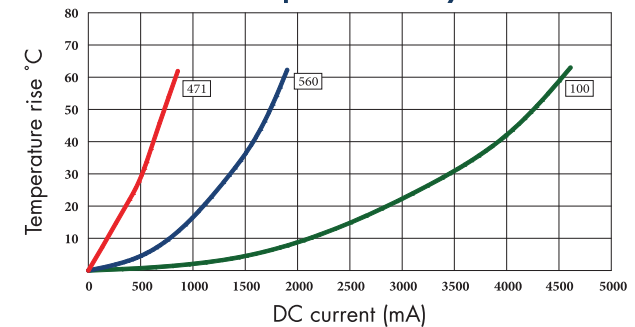
ELECTRICAL CHARACTERISTICS FOR OWI75 SERIES

Part Number	Inductance (uH) ⁽¹⁾	Test Frequency	DC Resistance (Ω MAX) ⁽²⁾	Saturation Current (A) ⁽³⁾	Temperature Current (A) ⁽⁴⁾
OWI75-100	10	2.52MHZ	0.07	2.30	3.20
OWI75-120	12	2.52MHZ	0.08	2.00	3.00
OWI75-150	15	2.52MHZ	0.09	1.80	2.75
OWI75-180	18	2.52MHZ	0.10	1.60	2.40
OWI75-220	22	2.52MHZ	0.11	1.50	2.10
OWI75-270	27	2.52MHZ	0.12	1.30	1.85
OWI75-330	33	2.52MHZ	0.15	1.20	1.70
OWI75-390	39	2.52MHZ	0.16	1.10	1.55
OWI75-470	47	2.52MHZ	0.18	1.10	1.47
OWI75-560	56	2.52MHZ	0.24	0.94	1.30
OWI75-680	68	2.52MHZ	0.28	0.85	1.12
OWI75-820	82	2.52MHZ	0.37	0.78	1.03
OWI75-101	100	1KHZ	0.43	0.72	0.90
OWI75-121	120	1KHZ	0.47	0.66	0.86
OWI75-151	150	1KHZ	0.64	0.58	0.80
OWI75-181	180	1KHZ	0.71	0.51	0.76
OWI75-221	220	1KHZ	0.96	0.49	0.68
OWI75-271	270	1KHZ	1.11	0.42	0.60
OWI75-331	330	1KHZ	1.26	0.40	0.52
OWI75-391	390	1KHZ	1.77	0.36	0.50
OWI75-471	470	1KHZ	1.96	0.34	0.46

OWI75 Inductance decrease by current



OWI75 Temperature rise by current



- 1. Inductance tested at 0.25V. Tolerance of inductance: ±20%(M)
- 2. DCR test temp. limits 25 °C.
- 3. This indicates the value of current when the inductance is 10% lower than its initial value at D.C. superposition or D.C. current.
- 4. To load current onto the components under normal ambience, which cause the temp, change as Δt=40 °C or more lower current.
- 5. Please refer saturated current or the minimum temperature current as standard.