



WOLF

SMD POWER INDUCTORS

OWINR6028 TYPE

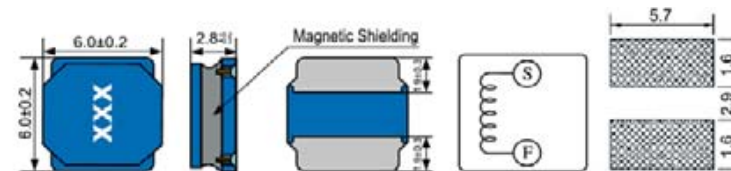


FEATURES

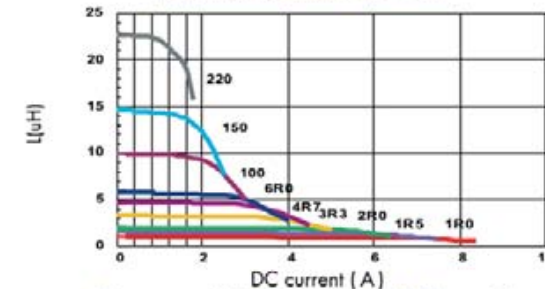
1. Ultra low buzz noise levels;
2. Low EMI;
3. Higher current and efficiency.

APPLICATIONS

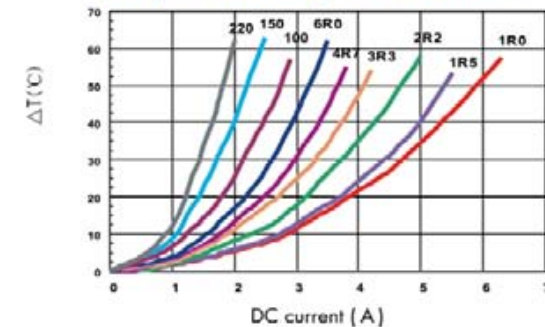
1. LED lighting;
2. Mobile phones, devices and base stations;
3. Portable gaming devices, navigation systems;
4. Automotive systems;
5. TVs, set top boxes;
6. Computers and Servers.



Inductance vs. DC Current



Temperature Change vs. DC Current



ELECTRICAL CHARACTERISTICS FOR OWINR6028 SERIES

Part Number	Inductance (uH) ⁽¹⁾	Test Frequency	DC Resistance (Ω±30%) ⁽²⁾	Saturation Current (A) ⁽³⁾	Temperature Current (A) ⁽⁴⁾
OWINR6028-1R0	1.0	100KHz	13m	7.60	5.20
OWINR6028-1R5	1.5	100KHz	16m	6.30	4.80
OWINR6028-2R2	2.2	100KHz	20m	5.40	4.00
OWINR6028-2R7	2.7	100KHz	26m	4.90	3.70
OWINR6028-3R3	3.3	100KHz	28m	4.30	3.50
OWINR6028-4R7	4.7	100KHz	38m	3.70	3.20
OWINR6028-6R0	6.0	100KHz	45m	3.30	2.80
OWINR6028-6R8	6.8	100KHz	50m	3.10	2.70
OWINR6028-100	10	100KHz	65m	2.50	2.30
OWINR6028-150	15	100KHz	95m	2.00	1.80
OWINR6028-220	22	100KHz	135m	1.60	1.50
OWINR6028-330	33	100KHz	220m	1.30	1.40
OWINR6028-470	47	100KHz	320m	1.10	1.00
OWINR6028-680	68	100KHz	420m	0.98	0.90
OWINR6028-101	100	100KHz	600m	0.82	0.80

1. L: Agilent/HP 4284A + Agilent/HP 16334A, 100KHz with 1V; Tolerance : M = ±20% , N = ±30%.
2. DCR : Digital Milliohm Meter Chroma 16502, or equivalent.
3. Inductance drop 30% from its value without current.
4. For a 40°C rise above 25°C ambient.
5. Operating temperature range: -40°C~125°C. (Including self- temperature rise).

www.owolff.com