



OWIH114 TYPE

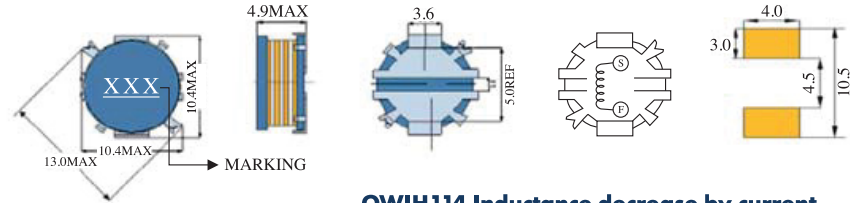


FEATURES

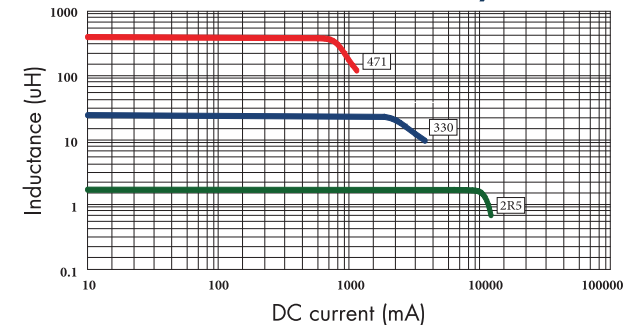
- 1. Various high power inductors are superior to be high saturation for surface mounting.

APPLICATIONS

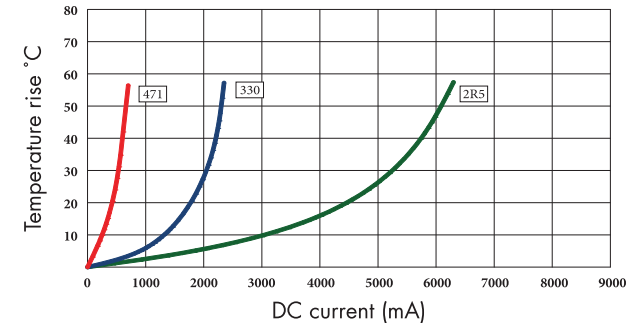
- 1. Power supply for VTR, OA equipment.
- 2. LCD television set, notebook PC.
- 3. Portable communication, equipments.
- 4. DC/DC converters, etc.



OWIH114 Inductance decrease by current



OWIH114 Temperature rise by current



ELECTRICAL CHARACTERISTICS FOR OWIH114 SERIES

Part Number	Inductance (uH) ⁽¹⁾	Test Frequency	DC Resistance (Ω MAX) ⁽²⁾	Saturation Current (A) ⁽³⁾	Temperature Current (A) ⁽⁴⁾
OWIH114-2R5	2.5	100KHZ	30m	6.50	5.10
OWIH114-3R9	3.9	100KHZ	37m	5.50	4.70
OWIH114-4R7	4.7	100KHZ	44m	5.10	4.50
OWIH114-5R6	5.6	100KHZ	48m	4.80	4.10
OWIH114-6R8	6.8	100KHZ	54m	4.50	3.70
OWIH114-8R6	8.6	100KHZ	60m	4.20	3.40
OWIH114-100	10	100KHZ	66m	4.00	3.10
OWIH114-120	12	100KHZ	68m	3.80	2.90
OWIH114-150	15	100KHZ	74m	3.50	2.75
OWIH114-180	18	100KHZ	85m	3.40	2.55
OWIH114-220	22	100KHZ	100m	3.00	2.37
OWIH114-270	27	100KHZ	114m	2.70	2.18
OWIH114-330	33	100KHZ	122m	2.50	2.05
OWIH114-390	39	100KHZ	139m	2.30	1.95
OWIH114-470	47	100KHZ	175m	2.00	1.80
OWIH114-560	56	100KHZ	194m	1.90	1.70
OWIH114-680	68	100KHZ	241m	1.70	1.58
OWIH114-820	82	100KHZ	289m	1.45	1.40
OWIH114-101	100	100KHZ	352m	1.32	1.20
OWIH114-121	120	100KHZ	397m	1.23	1.08
OWIH114-151	150	100KHZ	492m	1.10	0.96
OWIH114-181	180	100KHZ	589m	1.00	0.90
OWIH114-221	220	100KHZ	747m	0.90	0.80
OWIH114-271	270	100KHZ	927m	0.72	0.68
OWIH114-331	330	100KHZ	1.22	0.70	0.56
OWIH114-391	390	100KHZ	1.30	0.62	0.52
OWIH114-471	470	100KHZ	1.56	0.60	0.50

1. Inductance tested at 0.25V. Tolerance of inductance:
2.5uH~8.6uH: ±30%(N) 10uH~56uH: ±20%(M)
668uH~470uH: ±10%(K)
2. DCR test temp. limits 25 °C.
3. This indicates the value of current when the inductance is 10% lower than its initial value at D.C. superposition or D.C. current.
4. To load current onto the components under normal ambience, which cause the temp. change as Δt=40 °C or more lower current.
5. Please refer saturated current or the minimum temperature current as standard.