



### OWIRH5D18 TYPE

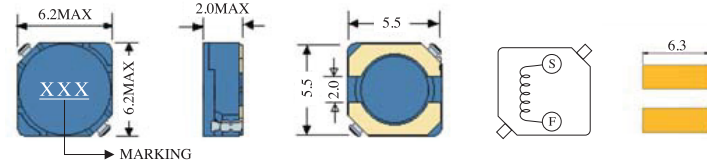


#### FEATURES

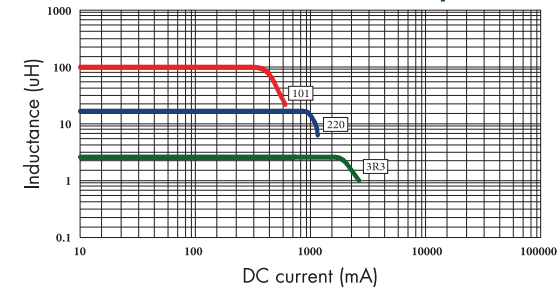
1. Various high power inductors are superior to be high saturation for surface mounting.

#### APPLICATIONS

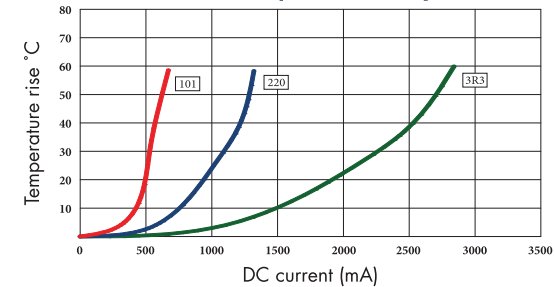
1. Power supply for VTR, OA equipment.
2. LCD television set, notebook PC.
3. Portable communication, equipments.
4. DC/DC converters, etc.



**OWIRH5D18 Inductance decrease by current**



**OWIRH5D18 Temperature rise by current**



### ELECTRICAL CHARACTERISTICS FOR OWIRH5D18 SERIES

Part Number	Inductance (uH) <sup>(1)</sup>	Test Frequency	DC Resistance (Ω MAX) <sup>(2)</sup>	Saturation Current (A) <sup>(3)</sup>	Temperature Current (A) <sup>(4)</sup>
OWIRH5D18-3R3	3.3	10KHZ	50m	2.15	2.15
OWIRH5D18-4R1	4.1	10KHZ	57m	1.95	1.95
OWIRH5D18-5R4	5.4	10KHZ	76m	1.60	1.85
OWIRH5D18-6R2	6.2	10KHZ	96m	1.40	1.75
OWIRH5D18-8R9	8.9	10KHZ	116m	1.25	1.57
OWIRH5D18-100	10	10KHZ	124m	1.20	1.41
OWIRH5D18-120	12	10KHZ	153m	1.10	1.37
OWIRH5D18-150	15	10KHZ	196m	0.97	1.34
OWIRH5D18-180	18	10KHZ	210m	0.85	1.10
OWIRH5D18-220	22	10KHZ	290m	0.80	1.00
OWIRH5D18-270	27	10KHZ	330m	0.75	0.90
OWIRH5D18-330	33	10KHZ	386m	0.65	0.81
OWIRH5D18-390	39	10KHZ	520m	0.57	0.77
OWIRH5D18-470	47	10KHZ	595m	0.54	0.73
OWIRH5D18-560	56	10KHZ	665m	0.50	0.65
OWIRH5D18-680	68	10KHZ	840m	0.43	0.62
OWIRH5D18-820	82	10KHZ	978m	0.41	0.55
OWIRH5D18-101	100	10KHZ	1.20	0.36	0.50

www.owolff.com

1. Inductance tested at 0.25V. Tolerance of inductance:±30%(N)
2. DCR test temp. limits 25 °C.
3. This indicates the value of current when the inductance is 35% lower than its initial value at D.C. superposition or D.C. current.
4. To load current onto the components under normal ambience, which cause the temp. change as Δt=40 °C or more lower current.
5. Please refer saturated current or the minimum temperature current as standard.