



OWIB73F TYPE

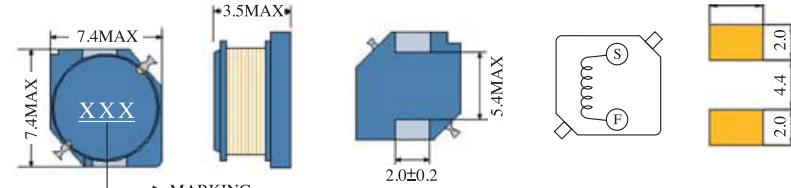


FEATURES

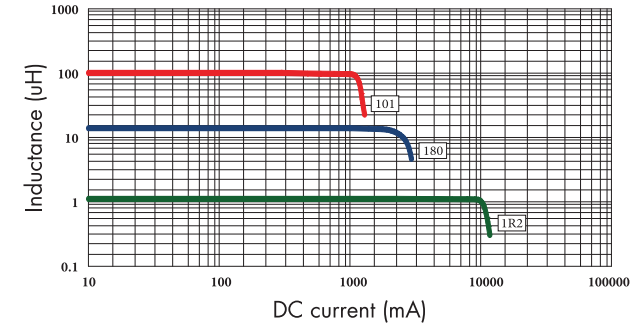
- 1. Various high power inductors are superior to be high saturation for surface mounting.

APPLICATIONS

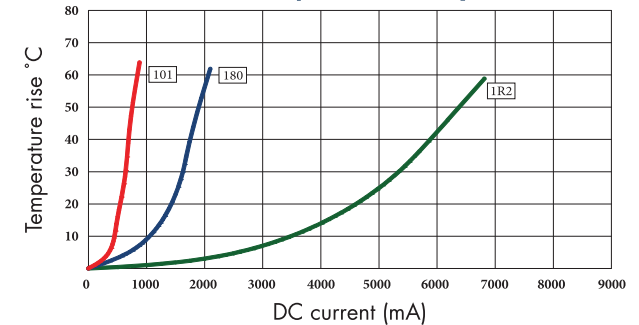
- 1. Power supply for VTR, OA equipment.
- 2. LCD television set, notebook PC.
- 3. Portable communication, equipments.
- 4. DC/DC converters, etc.



OWIB73F Inductance decrease by current



OWIB73F Temperature rise by current



ELECTRICAL CHARACTERISTICS FOR OWIB73F SERIES

Part Number	Inductance (uH) ⁽¹⁾	Test Frequency	DC Resistance (Ω MAX) ⁽²⁾	Saturation Current (A) ⁽³⁾	Temperature Current (A) ⁽⁴⁾
OWIB73F-1R2	1.2	1KHZ	25m	2.88	5.50
OWIB73F-1R5	1.5	1KHZ	26m	2.67	5.00
OWIB73F-2R2	2.2	1KHZ	32m	2.40	4.40
OWIB73F-3R3	3.3	1KHZ	45m	2.08	3.80
OWIB73F-4R7	4.7	1KHZ	56m	1.92	3.00
OWIB73F-6R8	6.8	1KHZ	67m	1.62	2.52
OWIB73F-100	10	1KHZ	96m	1.41	2.10
OWIB73F-120	12	1KHZ	0.10	1.28	1.90
OWIB73F-150	15	1KHZ	0.13	1.12	1.75
OWIB73F-180	18	1KHZ	0.16	1.00	1.64
OWIB73F-220	22	1KHZ	0.18	0.93	1.58
OWIB73F-270	27	1KHZ	0.24	0.80	1.34
OWIB73F-330	33	1KHZ	0.29	0.72	1.21
OWIB73F-390	39	1KHZ	0.34	0.66	1.10
OWIB73F-470	47	1KHZ	0.41	0.59	0.92
OWIB73F-560	56	1KHZ	0.48	0.55	0.78
OWIB73F-680	68	1KHZ	0.60	0.49	0.72
OWIB73F-820	82	1KHZ	0.71	0.44	0.68
OWIB73F-101	100	1KHZ	0.95	0.38	0.62

1. Inductance tested at 0.25V. Tolerance of inductance:±20%(M)
2. DCR test temp. limits 25°C.
3. This indicates the value of current when the inductance is 10% lower than its initial value at D.C. superposition or D.C. current.
4. To load current onto the components under normal ambience, which cause the temp. change as Δt=40°C or more lower current.
5. Please refer saturated current or the minimum temperature current as standard.