



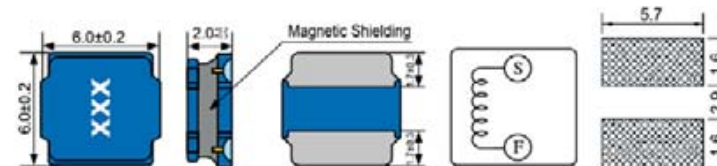
OWINR6020 TYPE

FEATURES

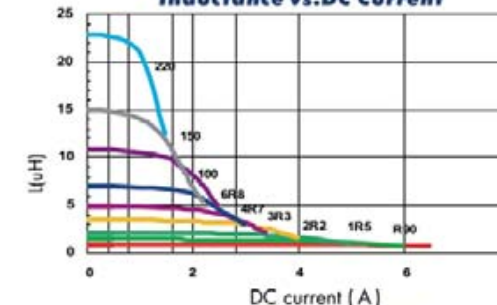
1. Ultra low buzz noise levels;
2. Low EMI;
3. Higher current and efficiency.

APPLICATIONS

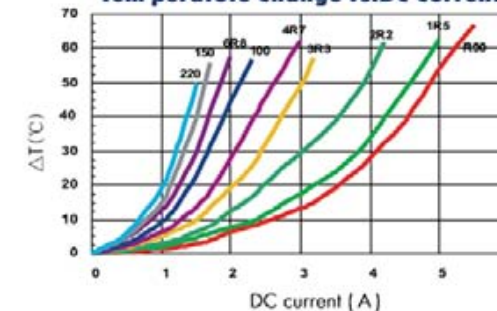
1. LED lighting;
2. Mobile phones, devices and base stations;
3. Portable gaming devices, navigation systems;
4. Automotive systems;
5. TVs, set top boxes;
6. Computers and Servers.



Inductance vs. DC Current



Temperature Change vs. DC Current



1. L: Agilent/HP 4284A + Agilent/HP 16334A, 100KHz with 1V; Tolerance : M = ±20% , N = ±30%.
2. DCR : Digital Milliohm Meter Chroma 16502, or equivalent.
3. Inductance drop 30% from its value without current.
4. For a 40°C rise above 25°C ambient.
5. Operating temperature range: -40°C~125°C. (Including self-temperature rise).

ELECTRICAL CHARACTERISTICS FOR OWINR6020 SERIES

Part Number	Inductance (uH) ⁽¹⁾	Test Frequency	DC Resistance (Ω±30%) ⁽²⁾	Saturation Current (A) ⁽³⁾	Temperature Current (A) ⁽⁴⁾
OWINR6020-R50	0.5	100KHz	13m	8.00	5.30
OWINR6020-R90	0.9	100KHz	18m	6.30	4.20
OWINR6020-1R0	1.0	100KHz	19m	6.20	4.10
OWINR6020-1R5	1.5	100KHz	26m	5.00	3.60
OWINR6020-2R2	2.2	100KHz	34m	4.20	3.20
OWINR6020-3R3	3.3	100KHz	40m	3.20	2.70
OWINR6020-4R7	4.7	100KHz	58m	2.50	2.20
OWINR6020-6R8	6.8	100KHz	85m	2.20	1.80
OWINR6020-100	10	100KHz	125m	2.00	1.60
OWINR6020-150	15	100KHz	190m	1.30	1.30
OWINR6020-220	22	100KHz	260m	1.10	1.10

www.owolff.com