



## OWIB126C TYPE

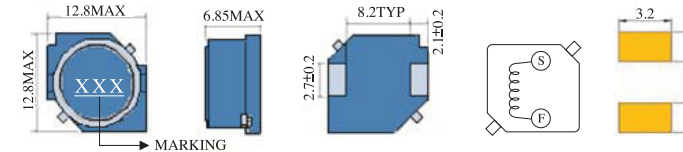


### FEATURES

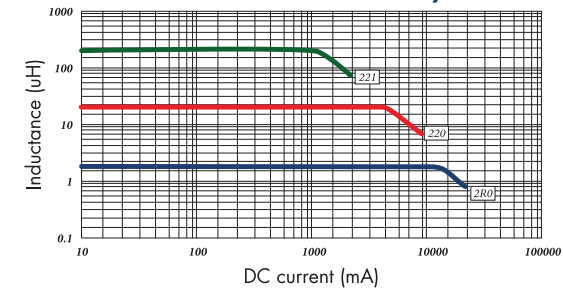
1. Various high power inductors are superior to be high saturation for surface mounting.

### APPLICATIONS

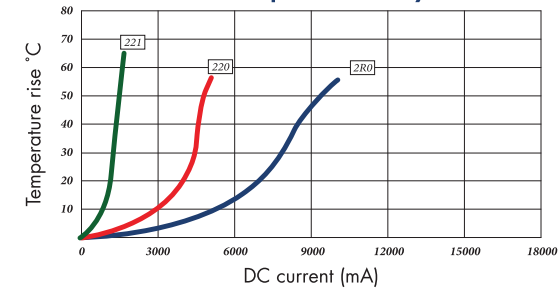
1. Power supply for VTR, OA equipment.
2. LCD television set, notebook PC.
3. Portable communication, equipments.
4. DC/DC converters, etc.



OWIB126C Inductance decrease by current



OWIB126C Temperature rise by current



## ELECTRICAL CHARACTERISTICS FOR OWIB126C SERIES

Part Number	Inductance (uH) <sup>(1)</sup>	Test Frequency	DC Resistance (Ω MAX) <sup>(2)</sup>	Saturation Current (A) <sup>(3)</sup>	Temperature Current (A) <sup>(4)</sup>
OWIB126C-2R0	2.0	1KHZ	15m	10	7.70
OWIB126C-4R2	4.2	1KHZ	18m	7.3	7.00
OWIB126C-7R0	7.0	1KHZ	22m	5.7	6.50
OWIB126C-100	10	1KHZ	27m	5.0	6.10
OWIB126C-150	15	1KHZ	31m	4.2	5.22
OWIB126C-220	22	1KHZ	45m	3.5	4.45
OWIB126C-330	33	1KHZ	60m	2.8	3.40
OWIB126C-470	47	1KHZ	80m	2.4	2.80
OWIB126C-680	68	1KHZ	108m	2.0	2.40
OWIB126C-101	100	1KHZ	150m	1.6	1.90
OWIB126C-221	220	1KHZ	350m	1.0	1.20

www.owolff.com

1. Inductance tested at 0.25V. Tolerance of inductance:  
2.0uH~7.0uH: ±30%(N) 10uH~220uH: ±20%(M)
2. DCR test temp. limits 25 °C.
3. This indicates the value of current when the inductance is 10% lower than its initial value at D.C. superposition or D.C. current.
4. To load current onto the components under normal ambience, which cause the temp, change as Δt=40 °C or more lower current.
5. Please refer saturated current or the minimum temperature current as standard.