

MAB - (Updated approval references)

Metallized polypropylene film capacitor MKP - AC - Motor run - Switching



Main applications

Motor run capacitor, general purpose AC applications, medium-low power switching capacitor for industrial and motor speed controls, electronic ballasts and SMPS

Dielectric

Polypropylene

Electrodes

Vacuum deposited metal layers

Coating

Solvent resistant plastic case (UL 94 V-1 minimum) with resin sealing (UL 94 V-0). Flame retardant execution.

In conformity with:

- glow wire tests in accordance with IEC 60335-1
- ball pressure test in accordance with IEC 60695-10-2

Please refer to the article tables for the official approval tests references

Construction

Extended metallized film (refer to general technical information)

Terminals

Tinned copper wire (lead-free), insulated tinned copper (lead-free) or stranded insulated tinned copper (lead-free) wire leads. Insulated leads available for box size $\geq 10 \times 18,5 \times 26,5$ mm. Cable leads execution not suitable for high Irms switching use

Terminals code

S for 5 ± 1 mm length tinned copper leads, L for 30 ± 5 mm length tinned copper leads, C for tinned copper insulated wire, M for stranded insulated tinned copper leads

Reference standard

IEC 60068, EN 60252-1 (2011)+ A1 (2013), SEV1029, CSA 22.2 n.190 and UL810 (construction only), IEC 60335-1, RoHS compliant

Approvals

Please refer to the article tables. Construction only UL810 (file E192977) and CSA22.2 N.190 approved execution available upon request

Climatic category

40/100/56 (IEC 60068/1), GPD (DIN40040)

25/085/56 (IEC 60068/1), HPF (DIN40040) for approvals reference

Operating temperature range (case)

-40...+100°C

-25...+85°C for approvals reference

Rated capacitance (Cr)

0,1µF to 33µF. Refer to article table

Capacitance tolerance (at 1kHz)

$\pm 10\%$ (code=K), $\pm 5\%$ (code=J), $\pm 2.5\%$ (code=H) and $\pm 20\%$ (code=M). Other tolerances upon request

Capacitance temperature coefficient

Refer to graphs in general technical information

Long term stability (at 1 kHz)

Capacitance variation $\leq \pm 1\%$ after a period of 2 years at standard environmental conditions

Rated voltage (Ur)

160 ÷ 600V 50÷60Hz (370 ÷ 1200Vdc). Please refer to the article table

Category voltage (Uc)

$U_c = 0,8 \times U_r$ at +100°C (for $+85^\circ\text{C} < T \leq +100^\circ\text{C}$, U_r must be decreased 1,5% for every°C exceeding +85°C); **$U_c = U_r$ at +85°C for approvals reference**

Self inductance

≤ 1 nH/mm of capacitor pitch and leads length used for connection

Maximum pulse rise time

Refer to article table. The pulse characteristic K_o depends on the voltage waveform. In any case the value given in the article table must not be overcome

Dissipation factor (DF), max.

$Tg\delta \times 10^{-4}$, measured at $25 \pm 5^\circ\text{C}$, 1kHz

Cr $\leq 2,2\mu\text{F}$	$2,2\mu\text{F} < \text{Cr} \leq 10\mu\text{F}$	$10\mu\text{F} < \text{Cr} \leq 20\mu\text{F}$	Cr $> 20\mu\text{F}$
6	10	12	15

Insulation resistance (IR)

Measured between terminals, at $25 \pm 5^\circ\text{C}$, after 1 minute of electrification at 100Vdc:

IR $\geq 10000\text{s}$ for Cr $< 1\mu\text{F}$ (typical value 30000s)

IR $\geq 3000\text{s}$ for Cr $\geq 1\mu\text{F}$ (typical value 10000s)

Test voltage between terminals (Ut)

$1,6 \times U_r(\text{AC})$ applied for 1 minute at $25 \pm 5^\circ\text{C}$

$2,0 \times U_r(\text{AC})$ applied for 1 minute at $25 \pm 5^\circ\text{C}$ for EN60252-1 2011 approved ratings

Test voltage between terminals and case (Utc)

3kV 50÷60Hz applied for 60s at $25 \pm 5^\circ\text{C}$

Protection class

S0

Life expectancy class

In accordance with EN60252-1:

Class A: 30000 h; Class B: 10000 h; Class C: 3000 h; Class D: 1000 h

Please refer to the article table for each series ratings and life expectancy class

Damp heat test (steady state)

Test conditions:

Temperature= $+40 \pm 2^\circ\text{C}$

Relative humidity= $93 \pm 2\%$

Test duration= 56 days

Performance:

Capacitance change $\leq \pm 2\%$

DF change ≤ 0.0010 at 1kHz for Cr $< 15\mu\text{F}$

DF change ≤ 0.0015 at 1kHz for Cr $\geq 15\mu\text{F}$

IR $\geq 50\%$ of initial limit value

Endurance test; reference: EN60252-1 (2011)

Test conditions:

Applied voltage and temperature: $1,25 \times U_r \text{ AC}$ at $+85^\circ\text{C}$

Test duration:

200h for class D: 1000 hours expected life, continuous operation

600h for class C: 3000 hours expected life, continuous operation

2000h for class B: 10000 hours expected life, continuous operation

6000h for class A: 30000 hours expected life, continuous operation

Performance:

Capacitance change $\leq \pm 3\%$; 1 piece $> \pm 3\%$ on 21 tested for

EN60252-1 (2011) approved ratings

Resistance to soldering heat test

Test conditions:

Solder bath temperature= $+260 \pm 5^\circ\text{C}$

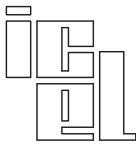
Dipping time (with heat screen)= $10 \pm 1\text{s}$

Performance:

Capacitance change $\leq \pm 1\%$

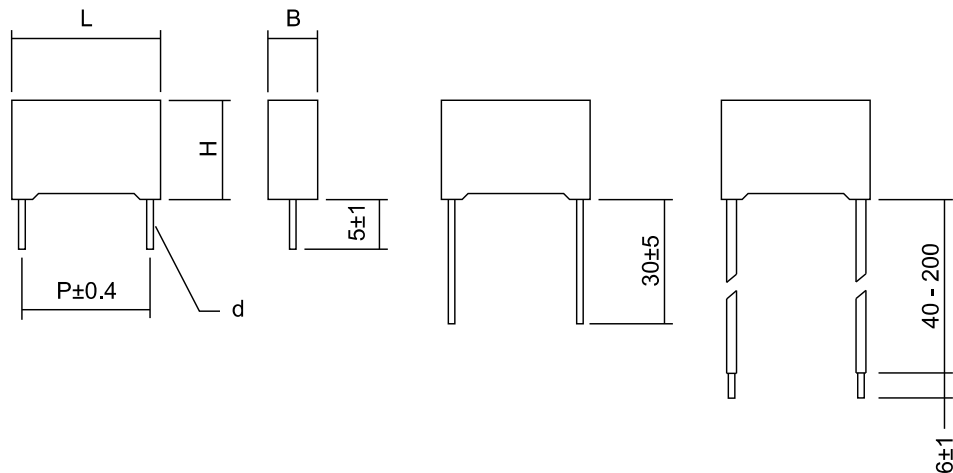
DF change ≤ 0.0010 at 1kHz

IR $\geq 50\%$ of initial limit value



MAB - (Updated approval references)

Metallized polypropylene film capacitor
MKP - AC - Motor run - Switching



**Note: standard cables length up to 80mm; longer cables available upon request;
special tinned copper wire terminals length available upon request**

MABA05 article table

500V 50÷60Hz, +85°C, continuous service, class B (10000 h)

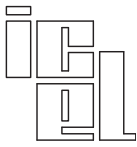
600V 50÷60Hz, +85°C, continuous service, class C (3000 h)

1200Vdc; Upk= 1500Vdc

Construction only UL810 (file E192977) and CSA22.2 N.190 approved execution available upon request

Cap. μF	Dimension in mm					du/dt V/μs	Ko V ² /μs	ICEL Code ⁽¹⁾
	B	H	L	P	d			
0,1	7	16	26,5	22,5	0,8	175	296E03	MABA053100*G#
0,12	8,5	17	26,5	22,5	0,8	175	296E03	MABA053120*G#
0,15	8,5	17	26,5	22,5	0,8	175	296E03	MABA053150*G#
0,18	10	18,5	26,5	22,5	0,8	175	296E03	MABA053180*G#
0,22	11	20	26,5	22,5	0,8	175	296E03	MABA053220*G#
0,22	11	20	32	27,5	0,8	145	245E03	MABA053220*H#
0,27	13	22	26,5	22,5	0,8	175	296E03	MABA053270*G#
0,27	11	20	32	27,5	0,8	145	245E03	MABA053270*H#
0,33	13	22	32	27,5	0,8	145	245E03	MABA053330*H#
0,39	13	22	32	27,5	0,8	145	245E03	MABA053390*H#
0,47	14	28	32	27,5	0,8	145	245E03	MABA053470*H#
0,56	14	28	32	27,5	0,8	145	245E03	MABA053560*H#
0,68	14	28	32	27,5	0,8	145	245E03	MABA053680*H#
0,75	18	33	32	27,5	0,8	145	245E03	MABA053750*H#
0,82	18	33	32	27,5	0,8	145	245E03	MABA053820*H#
1	17	28	42,5	37,5	1	90	152E03	MABA054100*J#
1,2	22	30	42,5	37,5	1	90	152E03	MABA054120*J#
1,5	22	30	42,5	37,5	1	90	152E03	MABA054150*J#
1,8	28	37	42,5	37,5	1	90	152E03	MABA054180*J#
2	28	37	42,5	37,5	1	90	152E03	MABA054200*J#
2,2	28	37	42,5	37,5	1	90	152E03	MABA054220*J#
2,5	28	37	42,5	37,5	1	90	152E03	MABA054250*J#
2,7	30	45	42,5	37,5	1	90	152E03	MABA054270*J#
3	30	45	42,5	37,5	1	90	152E03	MABA054300*J#
3,3	30	45	42,5	37,5	1	90	152E03	MABA054330*J#
3,5	30	45	42,5	37,5	1	90	152E03	MABA054350*J#

⁽¹⁾Change the * symbol with the needed capacitance tolerance code: H=±2.5%, J=±5%, K=±10%, M=±20%
and the # symbol with the needed leads execution (S, L, M or C)



MAB - (Updated approval references)

Metallized polypropylene film capacitor
MKP - AC - Motor run - Switching



MABA01 article table

400V 50+60Hz, +85°C, continuous service. Approved IMQ EN60252-1 (2011)+ A1 (2013) class A (30000 h), SEV1029

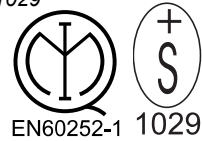
432V 50+60Hz, +85°C, continuous service. Approved IMQ EN60252-1 (2011)+ A1 (2013) class B (10000 h), SEV1029

500V 50+60Hz, +85°C, continuous service, class C (3000 h);

800Vdc; Upk= 1050Vdc

Construction only UL810 (file E192977) and CSA22.2 N.190 approved execution available upon request

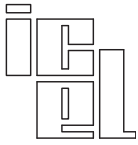
Glow wire tests conformity to IEC 60335-1, approved IMQ



EN60252-1 1029

Cap. µF	Dimension in mm					du/dt V/µs	Ko V ² /µs	ICEL Code ⁽¹⁾
	B	H	L	P	D			
0,1	7	16	26,5	22,5	0,8	120	146E03	MABA013100*G#
0,12	7	16	26,5	22,5	0,8	120	146E03	MABA013120*G#
0,15	8,5	17	26,5	22,5	0,8	120	146E03	MABA013150*G#
0,18	10	18,5	26,5	22,5	0,8	120	146E03	MABA013180*G#
0,22	10	18,5	26,5	22,5	0,8	120	146E03	MABA013220*G#
0,27	10	18,5	26,5	22,5	0,8	120	146E03	MABA013270*G#
0,33	10	18,5	26,5	22,5	0,8	120	146E03	MABA013330*G#
0,33	11	20	32	27,5	0,8	100	122E03	MABA013330*H#
0,39	10	18,5	26,5	22,5	0,8	120	146E03	MABA013390*G#
0,39	11	20	32	27,5	0,8	100	122E03	MABA013390*H#
0,47	11	20	26,5	22,5	0,8	120	146E03	MABA013470*G#
0,47	11	20	32	27,5	0,8	100	122E03	MABA013470*H#
0,56	13	22	26,5	22,5	0,8	120	146E03	MABA013560*G#
0,56	11	20	32	27,5	0,8	100	122E03	MABA013560*H#
0,62	13	22	26,5	22,5	0,8	120	146E03	MABA013620*G#
0,62	11	20	32	27,5	0,8	100	122E03	MABA013620*H#
0,62 ⁽²⁾	15	26	39,5	35	0,8	70	85300	MABA013620*I#
0,68	13	22	26,5	22,5	0,8	120	146E03	MABA013680*G#
0,68	11	20	32	27,5	0,8	100	122E03	MABA013680*H#
0,68 ⁽²⁾	15	26	39,5	35	0,8	70	85300	MABA013680*I#
0,75	13	22	32	27,5	0,8	100	122E03	MABA013750*H#
0,75 ⁽²⁾	15	26	39,5	35	0,8	70	85300	MABA013750*I#
0,82	13	22	32	27,5	0,8	100	122E03	MABA013820*H#
0,82 ⁽²⁾	15	26	39,5	35	0,8	70	85300	MABA013820*I#
1	15	24,5	32	27,5	0,8	100	122E03	MABA014100*H#
1 ⁽²⁾	15	26	39,5	35	0,8	70	85300	MABA014100*I#
1,2	15	24,5	32	27,5	0,8	100	122E03	MABA014120*H#
1,2 ⁽²⁾	15	26	39,5	35	0,8	70	85300	MABA014120*I#
1,5	18	33	32	27,5	0,8	100	122E03	MABA014150*H#
1,5	15	26	39,5	35	0,8	70	85300	MABA014150*I#
1,8	18	33	32	27,5	0,8	70	85300	MABA014180*H#
1,8	17	28	42,5	37,5	1	65	79000	MABA014180*J#
2	18	33	32	27,5	0,8	65	85300	MABA014200*H#
2	17	28	42,5	37,5	1	65	79000	MABA014200*J#
2,2	18	33	32	27,5	0,8	65	85300	MABA014220*H#
2,2	17	28	42,5	37,5	1	65	79000	MABA014220*J#
2,5	17	28	42,5	37,5	1	65	79000	MABA014250*J#
2,7	22	30	42,5	37,5	1	65	79000	MABA014270*J#
3	22	30	42,5	37,5	1	65	79000	MABA014300*J#
3,3	22	30	42,5	37,5	1	65	79000	MABA014330*J#
3,5	22	33,5	42,5	37,5	1	65	79000	MABA014350*J#
4	22	33,5	42,5	37,5	1	65	79000	MABA014400*J#
4,5	22	33,5	42,5	37,5	1	65	79000	MABA014450*J#
4,7	28	37	42,5	37,5	1	65	79000	MABA014470*J#
5	28	37	42,5	37,5	1	65	79000	MABA014500*J#
5,5	28	37	42,5	37,5	1	65	79000	MABA014550*J#
6	28	37	42,5	37,5	1	65	79000	MABA014600*J#
6,3	28	37	42,5	37,5	1	65	79000	MABA014630*J#
7	30	45	42,5	37,5	1	65	79000	MABA014700*J#
8	30	45	42,5	37,5	1	65	79000	MABA014800*J#
8,5	30	45	42,5	37,5	1	65	79000	MABA014850*J#

⁽¹⁾Change the * symbol with the needed capacitance tolerance code: H=±2.5%, J=±5%, K=±10%, M=±20% and the # symbol with the needed leads execution (S, L, M or C)- ⁽²⁾ also available with size 14x24,5x38,3mm



MAB - (Updated approval references)

Metallized polypropylene film capacitor
MKP - AC - Motor run - Switching



MABA02 article table

320V 50+60Hz, +85°C, continuous service. Approved IMQ EN60252-1 (2011)+ A1 (2013) class A (30000 h), SEV1029

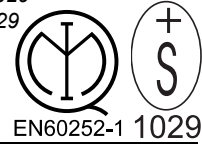
400V 50+60Hz, +85°C, continuous service. Approved IMQ EN60252-1 (2011)+ A1 (2013) class B (10000 h), SEV1029

430V 50+60Hz, +85°C, continuous service. Approved IMQ EN60252-1 (2011)+ A1 (2013) class D (1000 h), SEV1029

600Vdc; Upk=750Vdc

Construction only UL810 (file E192977) and CSA22.2 N.190 approved execution available upon request

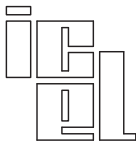
Glow wire tests conformity to IEC 60335-1, approved IMQ



EN60252-1 1029

Cap. μF	Dimension in mm					du/dt V/μs	Ko V ² /μs	ICEL Code ⁽¹⁾
	B	H	L	P	d			
0,33	7	16	26,5	22,5	0,8	90	81200	MABA023330*G#
0,39	7	16	26,5	22,5	0,8	90	81200	MABA023390*G#
0,47	8,5	17	26,5	22,5	0,8	90	81200	MABA023470*G#
0,50	8,5	17	26,5	22,5	0,8	90	81200	MABA023500*G#
0,56	8,5	17	26,5	22,5	0,8	90	81200	MABA023560*G#
0,62	10	18,5	26,5	22,5	0,8	90	81200	MABA023620*G#
0,68	10	18,5	26,5	22,5	0,8	90	81200	MABA023680*G#
0,68	11	20	32	27,5	0,8	70	63200	MABA023680*H#
0,75	10	18,5	26,5	22,5	0,8	90	81200	MABA023750*G#
0,75	11	20	32	27,5	0,8	70	63200	MABA023750*H#
0,82	11	20	26,5	22,5	0,8	90	81200	MABA023820*G#
0,82	11	20	32	27,5	0,8	70	63200	MABA023820*H#
1	13	22	26,5	22,5	0,8	90	81200	MABA024100*G#
1	11	20	32	27,5	0,8	70	63200	MABA024100*H#
1,2	13	22	26,5	22,5	0,8	90	81200	MABA024120*G#
1,2	11	20	32	27,5	0,8	70	63200	MABA024120*H#
1,5	13	22	32	27,5	0,8	70	63200	MABA024150*H#
1,5 ⁽²⁾	15	26	39,5	35	0,8	50	45100	MABA024150*H#
1,8	15	24,5	32	27,5	0,8	70	63200	MABA024180*H#B
1,8	14	28	32	27,5	0,8	70	63200	MABA024180*H#
2	15	24,5	32	27,5	0,8	70	63200	MABA024180*H#B
2	14	28	32	27,5	0,8	70	63200	MABA024200*H#
2 ⁽²⁾	15	26	39,5	35	0,8	50	45100	MABA024200*H#
2,2	15	24,5	32	27,5	0,8	70	63200	MABA024220*H#B
2,2	14	28	32	27,5	0,8	70	63200	MABA024220*H#
2,2 ⁽²⁾	15	26	39,5	35	0,8	50	45100	MABA024220*H#
2,5	14	28	32	27,5	0,8	70	63200	MABA024250*H#
2,5 ⁽²⁾	15	26	39,5	35	0,8	50	45100	MABA024250*H#
2,7	14	28	32	27,5	0,8	70	63200	MABA024270*H#
2,7 ⁽²⁾	15	26	39,5	35	0,8	50	45100	MABA024270*H#
3	18	33	32	27,5	0,8	70	63200	MABA024300*H#
3 ⁽²⁾	15	26	39,5	35	0,8	50	45100	MABA024300*H#
3	17	28	42,5	37,5	1	50	45100	MABA024300*J#
3,3	18	33	32	27,5	0,8	70	63200	MABA024330*H#
3,3	15	26	39,5	35	0,8	50	45100	MABA024330*H#
3,3	17	28	42,5	37,5	1	50	45100	MABA024330*J#
3,5	18	33	32	27,5	0,8	70	63200	MABA024350*H#
3,5	17	28	42,5	37,5	1	50	45100	MABA024350*J#
4	18	33	32	27,5	0,8	70	63200	MABA024400*H#
4	17	28	42,5	37,5	1	50	45100	MABA024400*J#
4,5	22	37	32	27,5	0,8	70	63200	MABA024450*H#
4,5	22	30	42,5	37,5	1	50	45100	MABA024450*J#
4,7	22	37	32	27,5	0,8	70	63200	MABA024470*H#
4,7	22	30	42,5	37,5	1	50	45100	MABA024470*J#
5	22	37	32	27,5	0,8	70	63200	MABA024500*H#
5	22	30	42,5	37,5	1	50	45100	MABA024500*J#
5,5	22	37	32	27,5	0,8	70	63200	MABA024550*H#
5,5	22	30	42,5	37,5	1	50	45100	MABA024550*J#
6	22	37	32	27,5	0,8	70	63200	MABA024600*H#
6	22	30	42,5	37,5	1	50	45100	MABA024600*J#
6,3	22	30	42,5	37,5	1	50	45100	MABA024630*J#
6,8	22	33,5	42,5	37,5	1	50	45100	MABA024680*J#
7	22	33,5	42,5	37,5	1	50	45100	MABA024700*J#
8	22	33,5	42,5	37,5	1	50	45100	MABA024800*J#
8,5	28	37	42,5	37,5	1	50	45100	MABA024850*J#
10	28	37	42,5	37,5	1	50	45100	MABA025100*J#
11	30	45	42,5	37,5	1	50	45100	MABA025110*J#
12	30	45	42,5	37,5	1	50	45100	MABA025120*J#
13	30	45	42,5	37,5	1	50	45100	MABA025130*J#
14	30	45	42,5	37,5	1	50	45100	MABA025140*J#
15	30	45	42,5	37,5	1	50	45100	MABA025150*J#

⁽¹⁾Change the * symbol with the needed capacitance tolerance code: H=±2.5%, J=±5%, K=±10%, M=±20% and the # symbol with the needed leads execution (S, L, M or C) - ⁽²⁾ also available with size 14x24,5x38,3mm



MAB - (Updated approval references)

Metallized polypropylene film capacitor
MKP - AC - Motor run - Switching



MABA03 article table

250V 50+60Hz, +85°C, continuous service, class A (30000 h)

275V 50+60Hz, +85°C, continuous service, class B (10000 h)

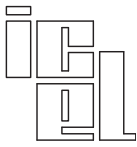
320V 50+60Hz, +85°C, continuous service, class C (3000 h)

500Vdc; Upk= 625Vdc

Construction only UL810 (file E192977) and CSA22.2 N.190 approved execution available upon request

Cap. μF	Dimension in mm					du/dt V/μs	Ko V ² /μs	ICEL Code ⁽¹⁾
	B	H	L	P	d			
0,68	7	16	26,5	22,5	0,8	60	42300	MABA033680*G#
0,75	8,5	17	26,5	22,5	0,8	60	42300	MABA033750*G#
0,82	8,5	17	26,5	22,5	0,8	60	42300	MABA033820*G#
1	10	18,5	26,5	22,5	0,8	60	42300	MABA034100*G#
1,2	11	20	26,5	22,5	0,8	60	42300	MABA034120*G#
1,2	9	17	32	27,5	0,8	50	35300	MABA034120*H#
1,5	13	22	26,5	22,5	0,8	60	42300	MABA034150*G#
1,5	11	20	32	27,5	0,8	50	35300	MABA034150*H#
1,8	13	22	32	27,5	0,8	50	35300	MABA034180*H#
2	13	22	32	27,5	0,8	50	35300	MABA034200*H#
2,2	13	22	32	27,5	0,8	50	35300	MABA034220*H#
2,5	13	22	32	27,5	0,8	50	35300	MABA034250*H#
2,7	13	22	32	27,5	0,8	50	35300	MABA034270*H#
3	15	24,5	32	27,5	0,8	50	35300	MABA034300*H#
3,15	15	24,5	32	27,5	0,8	50	35300	MABA034315*H#
3,15 ⁽²⁾	15	26	39,5	35	0,8	40	28200	MABA034315*I#
3,3	15	24,5	32	27,5	0,8	50	35300	MABA034330*H#
3,3 ⁽²⁾	15	26	39,5	35	0,8	40	28200	MABA034330*I#
3,5	15	24,5	32	27,5	0,8	50	35300	MABA034350*H#
3,5 ⁽²⁾	15	26	39,5	35	0,8	40	28200	MABA034350*I#
4	18	33	32	27,5	0,8	50	35300	MABA034400*H#
4	15	26	39,5	35	0,8	40	28200	MABA034400*I#
4,5	18	33	32	27,5	0,8	50	35300	MABA034450*H#
4,5	17	28	42,5	37,5	1	35	24700	MABA034450*J#
4,7	18	33	32	27,5	0,8	50	35300	MABA034470*H#
4,7	17	28	42,5	37,5	1	35	24700	MABA034470*J#
5	18	33	32	27,5	0,8	50	35300	MABA034500*H#
5	17	28	42,5	37,5	1	35	24700	MABA034500*J#
6	17	28	42,5	37,5	1	35	24700	MABA034600*J#
6,5	17	28	42,5	37,5	1	35	24700	MABA034650*J#
8	22	30	42,5	37,5	1	35	24700	MABA034800*J#
10	22	30	42,5	37,5	1	35	24700	MABA035100*J#
12	28	37	42,5	37,5	1	35	24700	MABA035120*J#
15	28	37	42,5	37,5	1	35	24700	MABA035150*J#
18	30	45	42,5	37,5	1	35	24700	MABA035180*J#
20	30	45	42,5	37,5	1	35	24700	MABA035200*J#
22	30	45	42,5	37,5	1	35	24700	MABA035220*J#

⁽¹⁾Change the * symbol with the needed capacitance tolerance code: H=±2.5%, J=±5%, K=±10%, M=±20%
and the # symbol with the needed leads execution (S, L, M or C) - ⁽²⁾ also available with size 14x24,5x38,3mm



MAB - (Updated approval references)

Metallized polypropylene film capacitor
MKP - AC - Motor run - Switching



MABA04 article table

160V 50+60Hz, +85°C, continuous service, class A (30000 h)

200V 50+60Hz, +85°C, continuous service, class C (3000 h)

370Vdc; Upk= 470Vdc

Construction only UL810 (file E192977) and CSA22.2 N.190 approved execution available upon request

Cap. µF	Dimension in mm					du/dt V/µs	Ko V²/µs	ICEL Code ⁽¹⁾
	B	H	L	P	d			
1	7	16	26,5	22,5	0,8	50	22500	MABA044100*G#
1,2	8,5	17	26,5	22,5	0,8	50	22500	MABA044120*G#
1,5	8,5	17	26,5	22,5	0,8	50	22500	MABA044150*G#
1,8	10	18,5	26,5	22,5	0,8	50	22500	MABA044150*G#
1,8	9	17	32	27,5	0,8	40	18000	MABA044180*H#
2	11	20	26,5	22,5	0,8	50	22500	MABA044200*G#
2	9	17	32	27,5	0,8	40	18000	MABA044200*H#
2,2	11	20	26,5	22,5	0,8	50	22500	MABA044220*G#
2,2	11	20	32	27,5	0,8	40	18000	MABA044220*H#
2,5	13	22	26,5	22,5	0,8	50	22500	MABA044250*G#
2,5	11	20	32	27,5	0,8	40	18000	MABA044250*H#
2,7	13	22	26,5	22,5	0,8	50	22500	MABA044270*G#
2,7	11	20	32	27,5	0,8	40	18000	MABA044270*H#
3	13	22	32	27,5	0,8	40	18000	MABA044300*H#
3,3	13	22	32	27,5	0,8	40	18000	MABA044330*H#
3,5	13	22	32	27,5	0,8	40	18000	MABA044350*H#
4	13	22	32	27,5	0,8	40	18000	MABA044400*H#
4,5	15	24,5	32	27,5	0,8	40	18000	MABA044450*H#
4,7	14	28	32	27,5	0,8	40	18000	MABA044470*H#
5	14	28	32	27,5	0,8	40	18000	MABA044500*H#
6	18	33	32	27,5	0,8	40	18000	MABA044600*H#
6(2)	15	26	39,5	35	0,8	30	13500	MABA044600*H#
6,8	18	33	32	27,5	0,8	40	18000	MABA044680*H#
6,8	15	26	39,5	35	0,8	30	13500	MABA044680*H#
6,8	17	28	42,5	37,5	0,8	25	11300	MABA044680*J#
7	18	33	32	27,5	0,8	40	18000	MABA044700*H#
7	15	26	39,5	35	0,8	30	13500	MABA044700*H#
7	17	28	42,5	37,5	0,8	25	11300	MABA044700*J#
8	18	33	32	27,5	0,8	40	18000	MABA044800*H#
8	17	28	42,5	37,5	1	25	11300	MABA044800*J#
10	17	28	42,5	37,5	1	25	11300	MABA045100*J#
12	22	30	42,5	37,5	1	25	11300	MABA045120*J#
15	22	30	42,5	37,5	1	25	11300	MABA045150*J#
18	28	37	42,5	37,5	1	25	11300	MABA045180*J#
20	28	37	42,5	37,5	1	25	11300	MABA045200*J#
22	28	37	42,5	37,5	1	25	11300	MABA045220*J#
25	28	37	42,5	37,5	1	25	11300	MABA045250*J#
27	30	45	42,5	37,5	1	25	11300	MABA045270*J#
30	30	45	42,5	37,5	1	25	11300	MABA045300*J#
33	30	45	42,5	37,5	1	25	11300	MABA045330*J#

⁽¹⁾Change the * symbol with the needed capacitance tolerance code: H=±2.5%, J=±5%, K=±10%, M=±20%
and the # symbol with the needed leads execution (S, L, M or C) - ⁽²⁾ also available with size 14x24,5x38,3mm

**Warning: this specification must be completed with the data given in the
“General technical information” chapter**