



### OWIMD4D08 TYPE

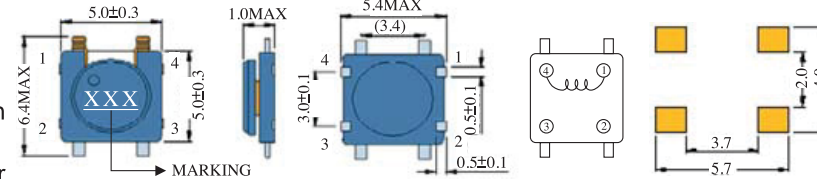


#### FEATURES

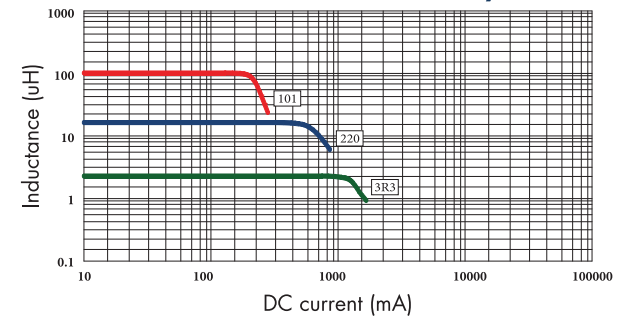
- 1. LOW Profile (1.0mm max. height) and 6.4mm square.
- 2. Various high power inductors are superior to be high saturation for surface mounting.

#### APPLICATIONS

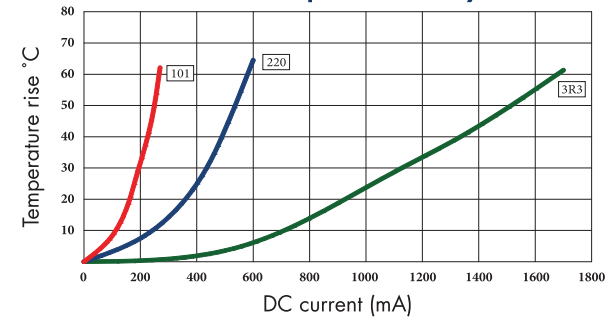
- 1. Power supply for VTR, OA equipment.
- 2. LCD television set, notebook PC.
- 3. Portable communication, equipments.
- 4. DC/DC converters, etc.



#### OWIMD4D08 Inductance decrease by current



#### OWIMD4D08 Temperature rise by current



### ELECTRICAL CHARACTERISTICS FOR OWIMD4D08 SERIES

Part Number	Inductance (uH) <sup>(1)</sup>	Test Frequency	DC Resistance (Ω MAX) <sup>(2)</sup>	Saturation Current (A) <sup>(3)</sup>	Temperature Current (A) <sup>(4)</sup>
OWIMD4D08-3R3	3.3	100KHZ	0.19	1.12	1.10
OWIMD4D08-4R7	4.7	100KHZ	0.27	0.90	0.96
OWIMD4D08-6R8	6.8	100KHZ	0.40	0.76	0.76
OWIMD4D08-100	10	100KHZ	0.60	0.62	0.62
OWIMD4D08-150	15	100KHZ	1.00	0.45	0.45
OWIMD4D08-220	22	100KHZ	1.20	0.40	0.43
OWIMD4D08-270	27	100KHZ	1.72	0.36	0.36
OWIMD4D08-330	33	100KHZ	2.00	0.34	0.32
OWIMD4D08-470	47	100KHZ	2.60	0.28	0.28
OWIMD4D08-101	100	100KHZ	5.60	0.16	0.19

1. Inductance tested at 0.25V. Tolerance of inductance:±20%(M)
2. DCR test temp. limits 25 °C.
3. This indicates the value of current when the inductance is 10% lower than its initial value at D.C. superposition or D.C. current.
4. To load current onto the components under normal ambience, which cause the temp, change as Δt=40 °C or more lower current.
5. Please refer saturated current or the minimum temperature current as standard.