



### OWIH74 TYPE

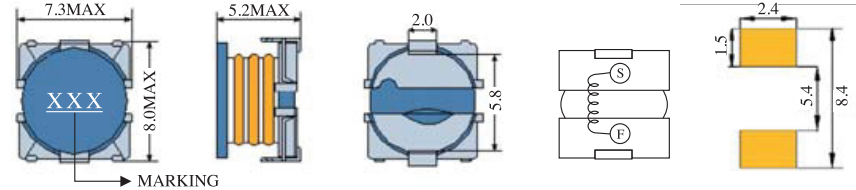


#### FEATURES

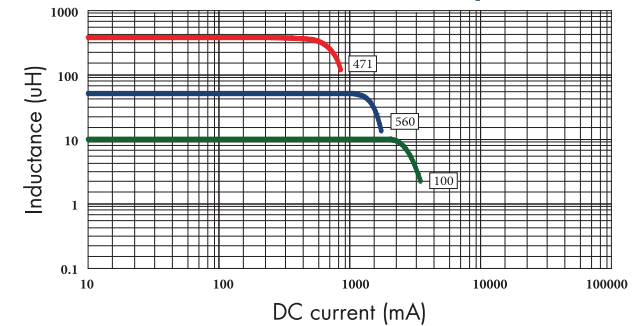
- 1. Various high power inductors are superior to be high saturation for surface mounting.

#### APPLICATIONS

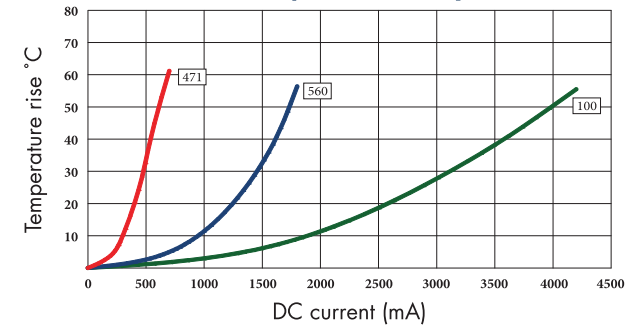
- 1. Power supply for VTR, OA equipment.
- 2. LCD television set, notebook PC.
- 3. Portable communication, equipments.
- 4. DC/DC converters, etc.



OWIH74 Inductance decrease by current



OWIH74 Temperature rise by current



### ELECTRICAL CHARACTERISTICS FOR OWH74 SERIES

Part Number	Inductance (uH) <sup>(1)</sup>	Test Frequency	DC Resistance (Ω MAX) <sup>(2)</sup>	Saturation Current (A) <sup>(3)</sup>	Temperature Current (A) <sup>(4)</sup>
OWIH74-100	10	1KHZ	56m	2.75	3.20
OWIH74-120	12	1KHZ	65m	2.45	2.95
OWIH74-150	15	1KHZ	83m	2.10	2.66
OWIH74-180	18	1KHZ	94m	1.95	2.40
OWIH74-220	22	1KHZ	0.13	1.70	2.20
OWIH74-270	27	1KHZ	0.16	1.55	2.00
OWIH74-330	33	1KHZ	0.17	1.45	1.80
OWIH74-390	39	1KHZ	0.21	1.30	1.68
OWIH74-470	47	1KHZ	0.23	1.20	1.55
OWIH74-560	56	1KHZ	0.26	1.15	1.43
OWIH74-680	68	1KHZ	0.35	1.00	1.33
OWIH74-820	82	1KHZ	0.48	0.92	1.23
OWIH74-101	100	1KHZ	0.55	0.81	1.00
OWIH74-121	120	1KHZ	0.62	0.73	0.85
OWIH74-151	150	1KHZ	0.72	0.71	0.76
OWIH74-181	180	1KHZ	0.82	0.66	0.66
OWIH74-221	220	1KHZ	1.08	0.55	0.56
OWIH74-271	270	1KHZ	1.38	0.48	0.50
OWIH74-331	330	1KHZ	1.55	0.40	0.47
OWIH74-391	390	1KHZ	2.09	0.38	0.46
OWIH74-471	470	1KHZ	2.39	0.33	0.44

1. Inductance tested at 0.25V. Tolerance of inductance: 10uH~22uH: ±15%(L) 27uH~470uH: ±10%(K)
2. DCR test temp. limits 25°C.
3. This indicates the value of current when the inductance is 10% lower than its initial value at D.C. superposition or D.C. current.
4. To load current onto the components under normal ambience, which cause the temp. change as Δt=40°C or more lower current.
5. Please refer saturated current or the minimum temperature current as standard.