



OWI5022F TYPE

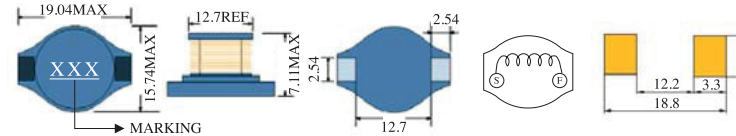


FEATURES

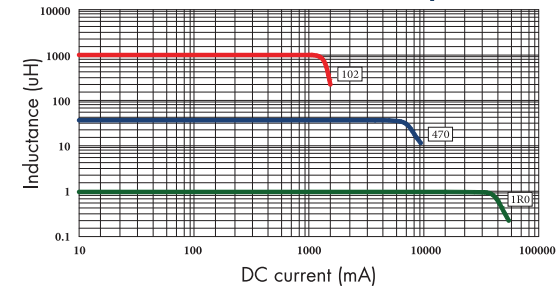
1. Various high power inductors are superior to be high saturation for surface mounting.

APPLICATIONS

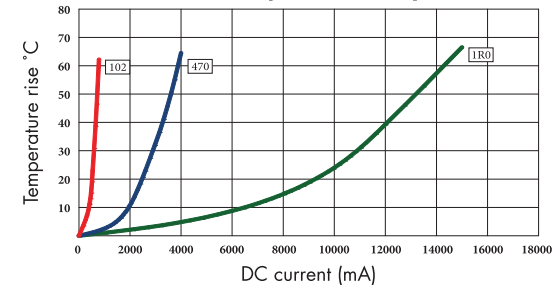
1. Power supply for VTR, OA equipment.
2. LCD television set, notebook PC.
3. Portable communication, equipments.
4. DC/DC converters, etc.



OWI5022F Inductance decrease by current



OWI5022F Temperature rise by current



ELECTRICAL CHARACTERISTICS FOR OWI5022F SERIES

Part Number	Inductance (uH) ⁽¹⁾	Test Frequency	DC Resistance (Ω MAX) ⁽²⁾	Saturation Current (A) ⁽³⁾	Temperature Current (A) ⁽⁴⁾
OWI5022F-1R0	1.0	100KHZ	9m	20.0	10.5
OWI5022F-2R2	2.2	100KHZ	14m	16.0	9.00
OWI5022F-3R3	3.3	100KHZ	15m	14.0	8.00
OWI5022F-4R7	4.7	100KHZ	19m	13.0	7.10
OWI5022F-5R6	5.6	100KHZ	20m	12.0	6.30
OWI5022F-6R8	6.8	100KHZ	25m	11.5	5.60
OWI5022F-100	10	100KHZ	31m	10.0	5.20
OWI5022F-150	15	100KHZ	36m	8.0	4.50
OWI5022F-220	22	100KHZ	47m	7.0	3.90
OWI5022F-330	33	100KHZ	66m	5.5	3.30
OWI5022F-470	47	100KHZ	86m	4.5	2.80
OWI5022F-680	68	100KHZ	0.13	3.5	2.36
OWI5022F-101	100	100KHZ	0.19	3.0	1.95
OWI5022F-151	150	100KHZ	0.25	2.6	1.60
OWI5022F-221	220	100KHZ	0.38	2.4	1.20
OWI5022F-331	330	100KHZ	0.56	1.9	1.00
OWI5022F-471	470	100KHZ	0.85	1.4	0.80
OWI5022F-681	680	100KHZ	1.24	1.2	0.68
OWI5022F-102	1000	100KHZ	1.80	1.0	0.58

www.owolff.com

1. Inductance tested at 0.25V. Tolerance of inductance:
1.0uH~3.3uH: ±30%(N) 4.7uH~1000uH: ±20%(M)
2. DCR test temp. limits 25 °C.
3. This indicates the value of current when the inductance is 10% lower than its initial value at D.C. superposition or D.C. current.
4. To load current onto the components under normal ambience, which cause the temp. change as Δt=40 °C or more lower current.
5. Please refer saturated current or the minimum temperature current as standard.