



OWI4010 TYPE

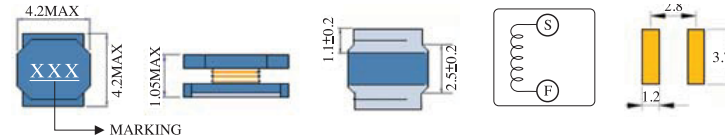


FEATURES

1. Various high power inductors are superior to be high saturation for surface mounting.

APPLICATIONS

1. Power supply for VTR, OA equipment.
2. LCD television set, notebook PC.
3. Portable communication, equipments.
4. DC/DC converters, etc.

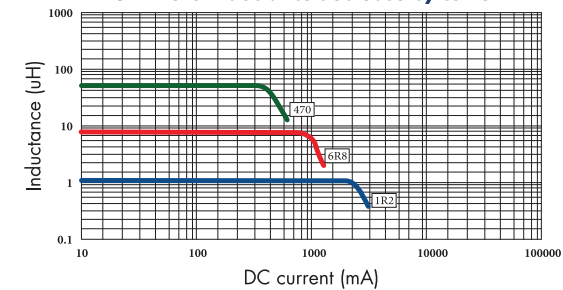


ELECTRICAL CHARACTERISTICS FOR OWI4010 SERIES

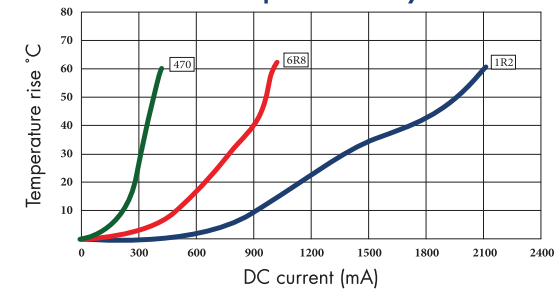
| Part Number | Inductance (uH) ⁽¹⁾ | Test Frequency | DC Resistance (Ω MAX) ⁽²⁾ | Saturation Current (A) ⁽³⁾ | Temperature Current (A) ⁽⁴⁾ |
|-------------|--------------------------------|----------------|--------------------------------------|---------------------------------------|--|
| OWI4010-1R2 | 1.2 | 100KHZ | 120m | 1.80 | 1.50 |
| OWI4010-2R2 | 2.2 | 100KHZ | 180m | 1.15 | 1.10 |
| OWI4010-3R3 | 3.3 | 100KHZ | 216m | 1.10 | 1.00 |
| OWI4010-4R7 | 4.7 | 100KHZ | 270m | 0.90 | 0.85 |
| OWI4010-6R8 | 6.8 | 100KHZ | 360m | 0.74 | 0.78 |
| OWI4010-100 | 10 | 100KHZ | 640m | 0.56 | 0.60 |
| OWI4010-150 | 15 | 100KHZ | 790m | 0.47 | 0.50 |
| OWI4010-220 | 22 | 100KHZ | 1.20 | 0.36 | 0.40 |
| OWI4010-330 | 33 | 100KHZ | 1.84 | 0.28 | 0.34 |
| OWI4010-470 | 47 | 100KHZ | 2.28 | 0.24 | 0.29 |

www.owolff.com

OWI4010 Inductance decrease by current



OWI4010 Temperature rise by current



1. Inductance tested at 0.25V. Tolerance of inductance:
1.2uH~2.2uH: ±30%(N) 3.3uH~47uH: ±20%(M)
2. DCR test temp. limits 25°C.
3. This indicates the value of current when the inductance is 30% lower than its initial value at D.C. superposition or D.C. current.
4. To load current onto the components under normal ambience, which cause the temp. change as Δt=40°C or more lower current.
5. Please refer saturated current or the minimum temperature current as standard.