



OWI312MF TYPE

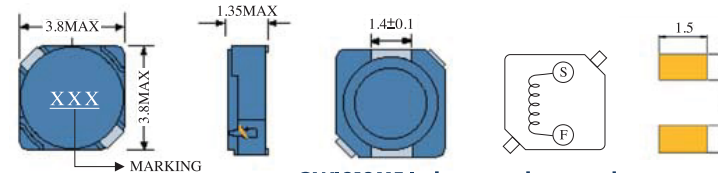


FEATURES

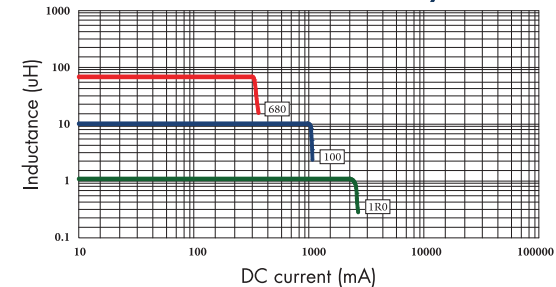
1. Various high power inductors are superior to be high saturation for surface mounting.

APPLICATIONS

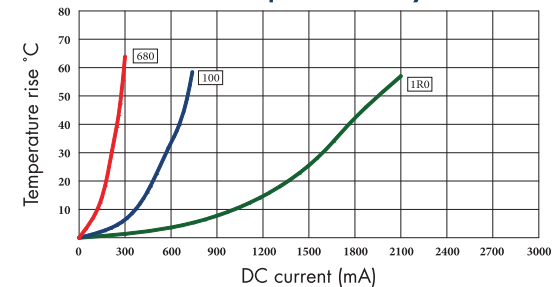
1. Power supply for VTR, OA equipment.
2. LCD television set, notebook PC.
3. Portable communication, equipments.
4. DC/DC converters, etc.



OWI312MF Inductance decrease by current



OWI312MF Temperature rise by current



ELECTRICAL CHARACTERISTICS FOR OWI312MF SERIES

| Part Number | Inductance (uH) ⁽¹⁾ | Test Frequency | DC Resistance (Ω MAX) ⁽²⁾ | Saturation Current (A) ⁽³⁾ | Temperature Current (A) ⁽⁴⁾ |
|--------------|--------------------------------|----------------|--------------------------------------|---------------------------------------|--|
| OWI312MF-1R0 | 1.0 | 100KHZ | 87m | 3.00 | 1.60 |
| OWI312MF-1R5 | 1.5 | 100KHZ | 104m | 2.50 | 1.50 |
| OWI312MF-2R2 | 2.2 | 100KHZ | 157m | 2.00 | 1.20 |
| OWI312MF-3R3 | 3.3 | 100KHZ | 210m | 1.80 | 0.98 |
| OWI312MF-4R7 | 4.7 | 100KHZ | 318m | 1.48 | 0.84 |
| OWI312MF-5R6 | 5.6 | 100KHZ | 388m | 1.22 | 0.78 |
| OWI312MF-6R8 | 6.8 | 100KHZ | 430m | 1.10 | 0.70 |
| OWI312MF-100 | 10 | 100KHZ | 673m | 0.97 | 0.58 |
| OWI312MF-120 | 12 | 100KHZ | 792m | 0.85 | 0.50 |
| OWI312MF-150 | 15 | 100KHZ | 900m | 0.79 | 0.48 |
| OWI312MF-180 | 18 | 100KHZ | 1.16 | 0.68 | 0.44 |
| OWI312MF-220 | 22 | 100KHZ | 1.40 | 0.64 | 0.40 |
| OWI312MF-270 | 27 | 100KHZ | 1.65 | 0.60 | 0.38 |
| OWI312MF-330 | 33 | 100KHZ | 2.40 | 0.57 | 0.33 |
| OWI312MF-390 | 39 | 100KHZ | 2.85 | 0.50 | 0.27 |
| OWI312MF-470 | 47 | 100KHZ | 3.00 | 0.44 | 0.25 |
| OWI312MF-560 | 56 | 100KHZ | 3.60 | 0.42 | 0.23 |
| OWI312MF-680 | 68 | 100KHZ | 4.10 | 0.40 | 0.21 |

www.owolff.com

1. Inductance tested at 0.25V. Tolerance of inductance:
1.0uH: ±30%(N) 1.5uH~68uH: ±20%(M)
2. DCR test temp. limits 25 °C.
3. This indicates the value of current when the inductance is 10% lower than its initial value at D.C. superposition or D.C. current.
4. To load current onto the components under normal ambience, which cause the temp. change as Δt=40 °C or more lower current.
5. Please refer saturated current or the minimum temperature current as standard.