



## OWI3015 TYPE

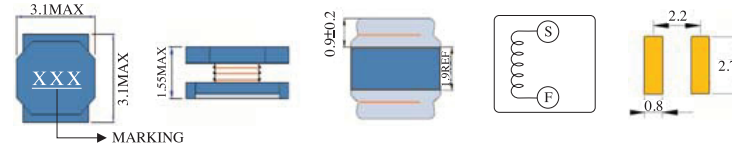


### FEATURES

1. Various high power inductors are superior to be high saturation for surface mounting.

### APPLICATIONS

1. Power supply for VTR, OA equipment.
2. LCD television set, notebook PC.
3. Portable communication, equipments.
4. DC/DC converters, etc.

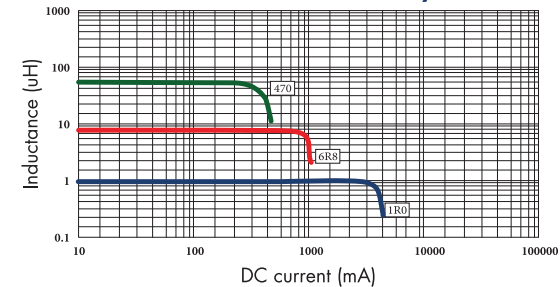


## ELECTRICAL CHARACTERISTICS FOR OWI3015 SERIES

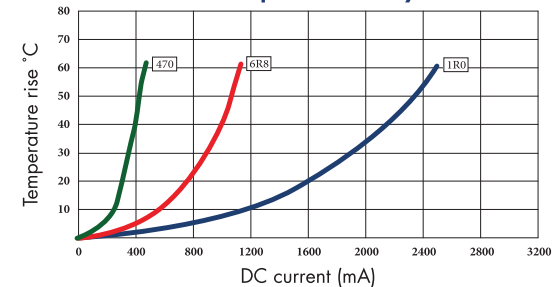
Part Number	Inductance (uH) <sup>(1)</sup>	Test Frequency	DC Resistance (Ω MAX) <sup>(2)</sup>	Saturation Current (A) <sup>(3)</sup>	Temperature Current (A) <sup>(4)</sup>
OWI3015-1R0	1.0	100KHZ	38m	2.10	1.80
OWI3015-1R5	1.5	100KHZ	60m	1.80	1.60
OWI3015-2R2	2.2	100KHZ	90m	1.48	1.30
OWI3015-3R3	3.3	100KHZ	132m	1.21	1.15
OWI3015-4R7	4.7	100KHZ	180m	1.02	0.95
OWI3015-6R8	6.8	100KHZ	250m	0.87	0.90
OWI3015-100	10	100KHZ	360m	0.70	0.70
OWI3015-150	15	100KHZ	528m	0.56	0.55
OWI3015-220	22	100KHZ	820m	0.47	0.49
OWI3015-330	33	100KHZ	1.20	0.39	0.40
OWI3015-470	47	100KHZ	1.64	0.32	0.34

www.owolff.com

OWI3015 Inductance decrease by current



OWI3015 Temperature rise by current



1. Inductance tested at 0.25V. Tolerance of inductance:  
1uH~1.5uH: ±30%(N) 2.2uH~47uH: ±20%(M)
2. DCR test temp. limits 25°C.
3. This indicates the value of current when the inductance is 30% lower than its initial value at D.C. superposition or D.C. current.
4. To load current onto the components under normal ambience, which cause the temp. change as Δt=40°C or more lower current.
5. Please refer saturated current or the minimum temperature current as standard.