



OWI3010 TYPE

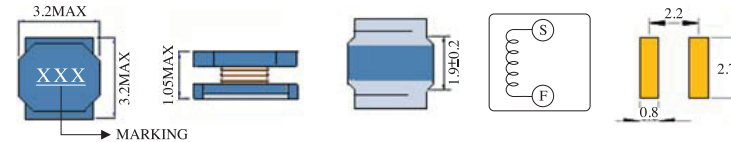


FEATURES

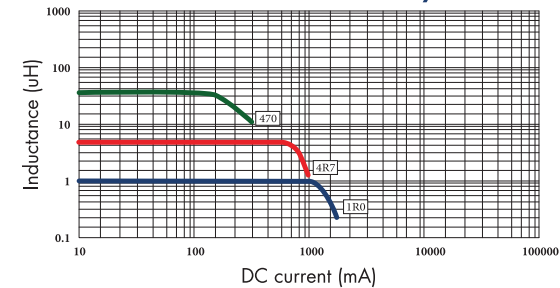
1. Various high power inductors are superior to be high saturation for surface mounting.

APPLICATIONS

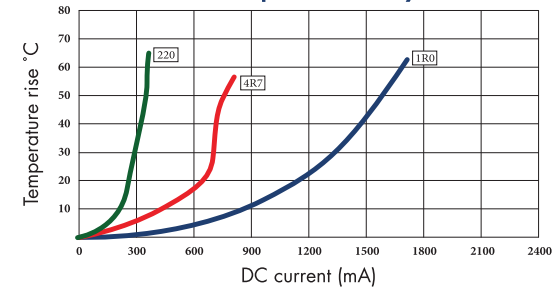
1. Power supply for VTR, OA equipment.
2. LCD television set, notebook PC.
3. Portable communication, equipments.
4. DC/DC converters, etc.



OWI3010 Inductance decrease by current



OWI3010 Temperature rise by current



ELECTRICAL CHARACTERISTICS FOR OWI3010 SERIES

Part Number	Inductance (uH) ⁽¹⁾	Test Frequency	DC Resistance (Ω MAX) ⁽²⁾	Saturation Current (A) ⁽³⁾	Temperature Current (A) ⁽⁴⁾
OWI3010-1R0	1.0	100KHZ	78m	1.30	1.30
OWI3010-1R5	1.5	100KHZ	107m	1.20	1.25
OWI3010-2R2	2.2	100KHZ	150m	1.10	1.05
OWI3010-3R3	3.3	100KHZ	188m	0.87	0.90
OWI3010-4R7	4.7	100KHZ	320m	0.75	0.68
OWI3010-6R8	6.8	100KHZ	430m	0.61	0.62
OWI3010-100	10	100KHZ	585m	0.50	0.55
OWI3010-150	15	100KHZ	920m	0.40	0.50
OWI3010-220	22	100KHZ	1.10	0.35	0.42
OWI3010-330	33	100KHZ	2.04	0.26	0.32
OWI3010-470	47	100KHZ	2.76	0.22	0.28

www.owolff.com

1. Inductance tested at 0.25V. Tolerance of inductance:
1uH~2.2uH: ±30%(N) 3.3uH~47uH: ±20%(M)
2. DCR test temp. limits 25 °C.
3. This indicates the value of current when the inductance is 30% lower than its initial value at D.C. superposition or D.C. current.
4. To load current onto the components under normal ambience, which cause the temp. change as Δt=40 °C or more lower current.
5. Please refer saturated current or the minimum temperature current as standard.