



OWIRH124 TYPE

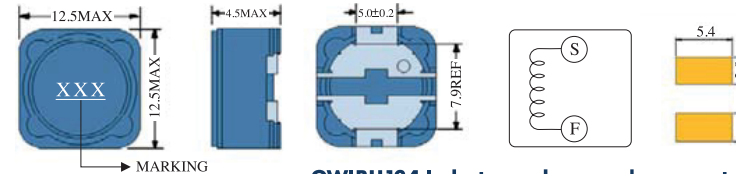


FEATURES

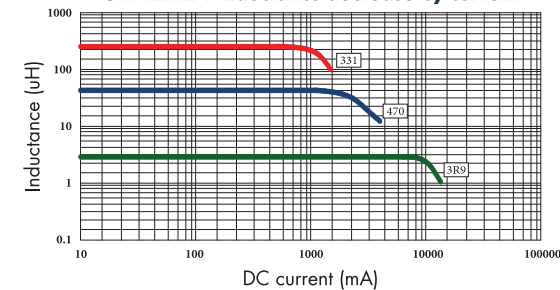
1. Various high power inductors are superior to be high saturation for surface mounting.

APPLICATIONS

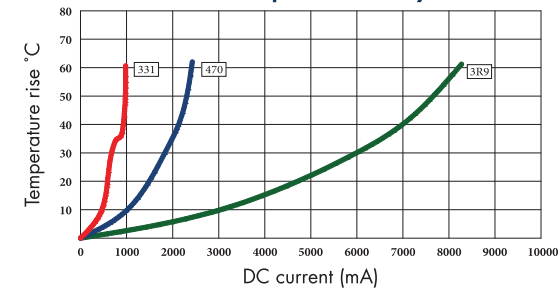
1. Power supply for VTR, OA equipment.
2. LCD television set, notebook PC.
3. Portable communication, equipments.
4. DC/DC converters, etc.



OWIRH124 Inductance decrease by current



OWIRH124 Temperature rise by current



1. Inductance tested at 0.25V. Tolerance of inductance:
3.9uH~8.2uH: ±30%(N) 10uH~330uH: ±20%(M)
2. DCR test temp. limits 25 °C.
3. This indicates the value of current when the inductance is 25% lower than its initial value at D.C. superposition or D.C. current.
4. To load current onto the components under normal ambience, which cause the temp. change as Δt=40 °C or more lower current.
5. Please refer saturated current or the minimum temperature current as standard.

ELECTRICAL CHARACTERISTICS FOR OWIRH124 SERIES

Part Number	Inductance (uH) ⁽¹⁾	Test Frequency	DC Resistance (Ω MAX) ⁽²⁾	Saturation Current (A) ⁽³⁾	Temperature Current (A) ⁽⁴⁾
OWIRH124-3R9	3.9	100KHZ	15m	6.5	6.0
OWIRH124-4R7	4.7	100KHZ	18m	5.7	5.4
OWIRH124-6R8	6.8	100KHZ	23m	4.9	4.8
OWIRH124-8R2	8.2	100KHZ	26m	4.6	4.4
OWIRH124-100	10	100KHZ	28m	4.5	4.1
OWIRH124-120	12	100KHZ	38m	4.0	3.9
OWIRH124-150	15	100KHZ	50m	3.2	3.5
OWIRH124-180	18	100KHZ	57m	3.1	3.1
OWIRH124-220	22	100KHZ	66m	2.9	3.0
OWIRH124-270	27	100KHZ	80m	2.8	2.7
OWIRH124-330	33	100KHZ	97m	2.7	2.43
OWIRH124-390	39	100KHZ	132m	2.1	2.07
OWIRH124-470	47	100KHZ	160m	1.9	1.87
OWIRH124-560	56	100KHZ	190m	1.8	1.77
OWIRH124-680	68	100KHZ	220m	1.5	1.60
OWIRH124-820	82	100KHZ	260m	1.3	1.44
OWIRH124-101	100	100KHZ	308m	1.2	1.36
OWIRH124-121	120	100KHZ	380m	1.1	1.23
OWIRH124-151	150	100KHZ	530m	0.95	1.16
OWIRH124-181	180	100KHZ	620m	0.85	1.05
OWIRH124-221	220	100KHZ	700m	0.80	0.95
OWIRH124-271	270	100KHZ	870m	0.60	0.86
OWIRH124-331	330	100KHZ	990m	0.50	0.78

www.owloff.com