



OWI52LC TYPE

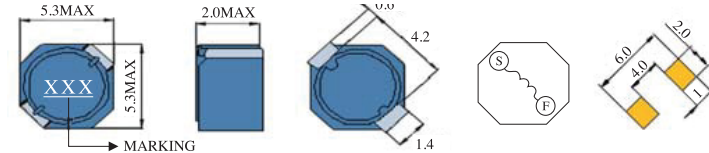


FEATURES

1. Various high power inductors are superior to be high saturation for surface mounting.

APPLICATIONS

1. Power supply for VTR, OA equipment.
2. LCD television set, notebook PC.
3. Portable communication, equipments.
4. DC/DC converters, etc.

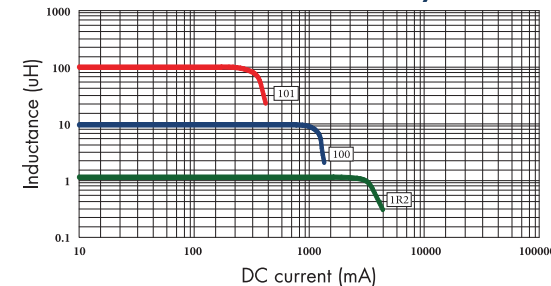


ELECTRICAL CHARACTERISTICS FOR OWI52LC SERIES

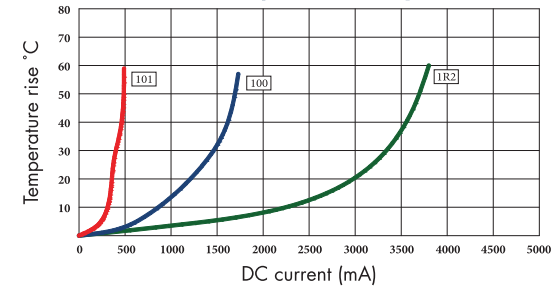
Part Number	Inductance (uH) ⁽¹⁾	Test Frequency	DC Resistance (Ω MAX) ⁽²⁾	Saturation Current (A) ⁽³⁾	Temperature Current (A) ⁽⁴⁾
OWI52LC-1R2	1.2	100KHZ	44m	2.15	3.30
OWI52LC-2R2	2.2	100KHZ	59m	1.63	3.00
OWI52LC-2R5	2.5	100KHZ	73m	1.34	2.10
OWI52LC-4R7	4.7	100KHZ	87m	1.14	1.78
OWI52LC-6R8	6.8	100KHZ	105m	0.95	1.60
OWI52LC-100	10	100KHZ	150m	0.76	1.44
OWI52LC-150	15	100KHZ	230m	0.63	1.16
OWI52LC-220	22	100KHZ	320m	0.56	0.98
OWI52LC-330	33	100KHZ	455m	0.44	0.78
OWI52LC-470	47	100KHZ	730m	0.36	0.60
OWI52LC-680	68	100KHZ	1.13	0.30	0.48
OWI52LC-101	100	100KHZ	1.65	0.23	0.38

www.owolff.com

OWI52LC Inductance decrease by current



OWI52LC Temperature rise by current



1. Inductance tested at 0.25V. Tolerance of inductance:
1.2uH~6.8uH: ±30%(N) 10uH~100uH: ±20%(M)
2. DCR test temp. limits 25 °C.
3. This indicates the value of current when the inductance is 30% lower than its initial value at D.C. superposition or D.C. current.
4. To load current onto the components under normal ambience, which cause the temp. change as Δt=40 °C or more lower current.
5. Please refer saturated current or the minimum temperature current as standard.