OLE WOLFF

SMD POWER INDUCTORS

OWIHP1367 TYPE



FEATURES

1. 100% lead (Pb)-free.
2. lowest DCR/uH, in this package size.
3. Frequency range up to 5.0MHZ.
4. Handles high transient current spikes without saturation.
5. Ultra low buzz noise, due to composite construction.

APPLICATIONS

1. Notebook/Desktop/Server applications.
2. Low profile, high current power supplies.
3. Battery powered devices.
4. DC/DC converter for Field Programmable Gate Array (FPGA)

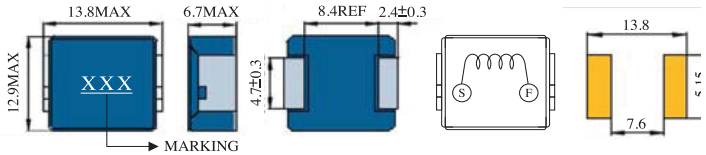

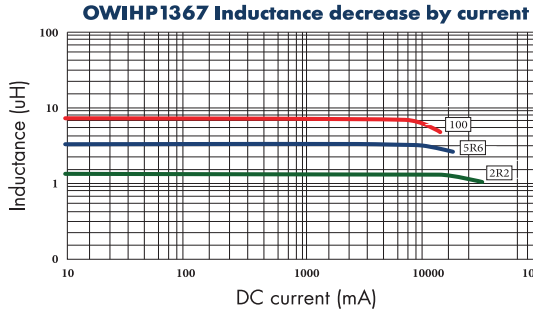

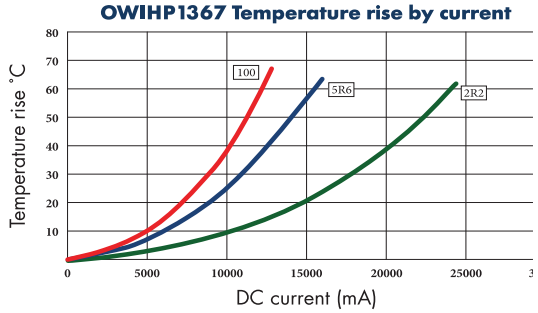

ELECTRICAL CHARACTERISTICS FOR OWIHP1367 SERIES

Part Number	Lo Inductance uH±20% @200KHZ, 0.25V, 0A	DCR mΩ MAX 25°C	Heat Rating Current DCAMPS[3] Typical	Saturation Current DCAMPS[4] Typical
OWIHP1367-2R2M	2.2	4.2	20	33
OWIHP1367-3R3M	3.3	6.8	15	29
OWIHP1367-4R7M	4.7	11.2	13.5	25
OWIHP1367-5R6M	5.6	11.5	12	24
OWIHP1367-6R8M	6.8	14.9	11.5	16.5
OWIHP1367-8R2M	8.2	16.6	10.5	16
OWIHP1367-100M	10	18.5	10	15.5

1. All test data is referenced to 25°C ambient.
2. Operating Temperature Range -55°C to +125°C.
3. DC current(A) that will cause an approximate ΔT of 40°C.
4. DC current(A) that will cause Lo to drop approximately 20%
5. The part temperature(ambient + temp rise) should not excee 125°C under worst case operating conditions. Circuit desig component placement, PWB trace size and thickness, airflo and other cooling provisions all affect the part temperatur Part temperature should be verified in the end application.

www.owolff.com