OWIH3D13 TYPE

FEATURES

1. Various high power inductors are superior to be high saturation for surface mounting.

APPLICATIONS

1. Power supply for VTR, OA equipment.
2. LCD television set, notebook PC.
3. Portable communication, equipments.
4. DC/DC converters, etc.

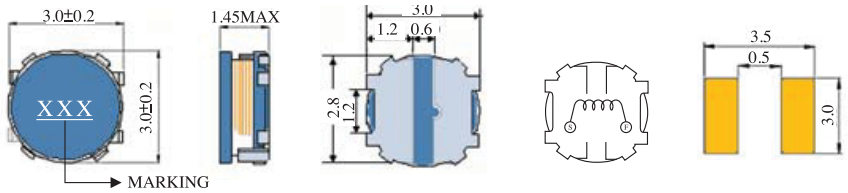

ELECTRICAL CHARACTERISTICS FOR OWIH3D13 SERIES

Part Number	Inductance (uH)[1]	Test Frequency	DC Resistance (Ω MAX)[2]	Saturation Current (A)[3]	Temperature Current (A)[4]
OWIH3D13-1R2	1.2	100KHZ	90.4m	2.30	1.60
OWIH3D13-1R5	1.5	100KHZ	102.5m	2.00	1.45
OWIH3D13-2R2	2.2	100KHZ	128.3m	1.70	1.26
OWIH3D13-3R3	3.3	100KHZ	175m	1.45	1.10
OWIH3D13-4R7	4.7	100KHZ	245m	1.20	0.85
OWIH3D13-5R6	5.6	100KHZ	300m	1.10	0.70
OWIH3D13-6R8	6.8	100KHZ	350m	1.00	0.65
OWIH3D13-100	10	100KHZ	530m	0.85	0.57
OWIH3D13-120	12	100KHZ	670m	0.72	0.50
OWIH3D13-150	15	100KHZ	800m	0.65	0.45
OWIH3D13-220	22	100KHZ	1200m	0.55	0.40

OWIH3D13 Inductance decrease by current

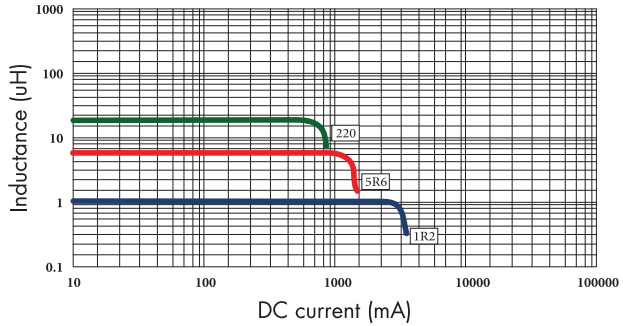

OWIH3D13 Temperature rise by current

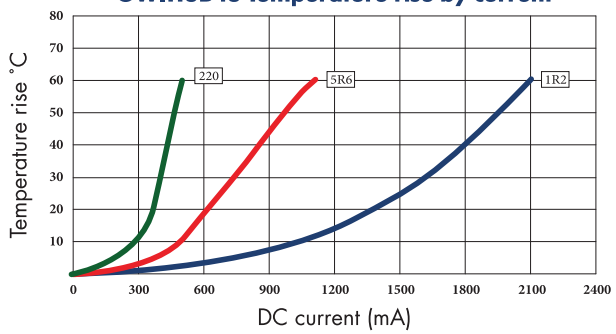

1. Inductance tested at 1V. Tolerance of inductance: ±20%(M)
2. DCR test temp. limits 25°C.
3. This indicates the value of current when the inductance is 20% lower than its initial value at D.C. superposition or D.C. current.
4. To load current onto the components under normal ambience, which cause the temp, change as Δt=40°C or more lower current.
5. Please refer saturated current or the minimum temperature current as standard.