OLE WOLFF

SMD POWER INDUCTORS

OWI5040F TYPE

FEATURES

1. Various high power inductors are superior to be high saturation for surface mounting.

APPLICATIONS

1. Power supply for VTR, OA equipment.
2. LCD television set, notebook PC.
3. Portable communication, equipments.
4. DC/DC converters, etc.

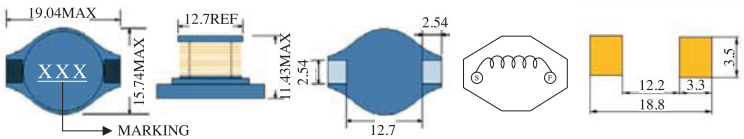

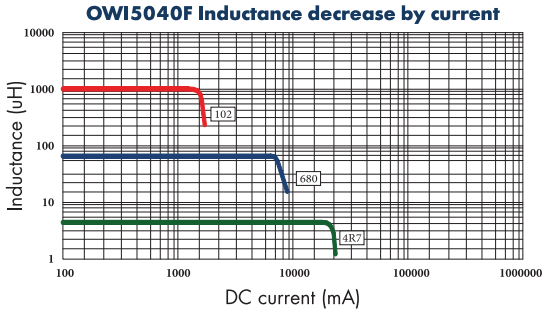

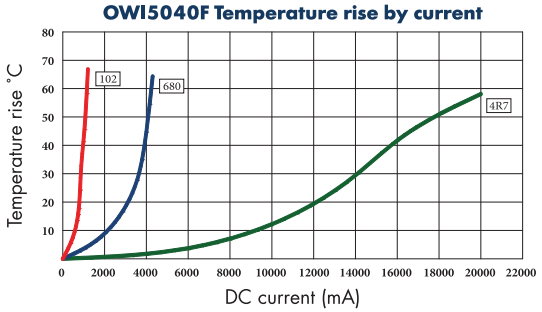

ELECTRICAL CHARACTERISTICS FOR OWI5040F SERIES

Part Number	Inductance (uH)[1]	Test Frequency	DC Resistance (Ω MAX)[2]	Saturation Current (A)[3]	Temperature Current (A)[4]
OWI5040F-4R7	4.7	100KHZ	8.5m	24.0	14.0
OWI5040F-5R6	5.6	100KHZ	9.8m	20.3	12.5
OWI5040F-6R8	6.8	100KHZ	11.5m	18.5	11.2
OWI5040F-100	10	100KHZ	15.7m	16.7	9.50
OWI5040F-150	15	100KHZ	23.5m	13.0	8.00
OWI5040F-220	22	100KHZ	34.2m	10.6	6.50
OWI5040F-330	33	100KHZ	51.2m	8.6	5.00
OWI5040F-470	47	100KHZ	71.4m	7.0	4.00
OWI5040F-680	68	100KHZ	100m	6.5	3.20
OWI5040F-101	100	100KHZ	146m	5.0	2.80
OWI5040F-151	150	100KHZ	216m	4.0	2.30
OWI5040F-221	220	100KHZ	310m	3.3	1.80
OWI5040F-331	330	100KHZ	450m	2.7	1.50
OWI5040F-471	470	100KHZ	600m	2.2	1.20
OWI5040F-681	680	100KHZ	890m	1.9	1.00
OWI5040F-101	100	100KHZ	1280m	1.5	0.88

1. Inductance tested at 0.25V. Tolerance of inductance:±20%(M)
2. DCR test temp. limits 25˚C.
3. This indicates the value of current when the inductance is 10% lower than its initial value at D.C. superposition or D.C. current.
4. To load current onto the components under normal ambience, which cause the temp, change as Δt=40˚C or more lower current.
5. Please refer saturated current or the minimum temperature current as standard.

www.owolff.com