OLE WOLFF

SMD POWER INDUCTORS

OWIRH3D28 TYPE

FEATURES

1. Various high power inductors are superior to be high saturation for surface mounting.

APPLICATIONS

1. Power supply for VTR, OA equipment.
2. LCD television set, notebook PC.
3. Portable communication, equipments.
4. DC/DC converters, etc.

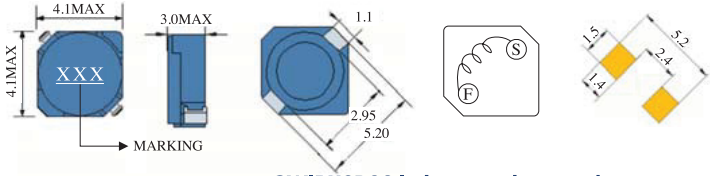

OWIRH3D28 Inductance decrease by current

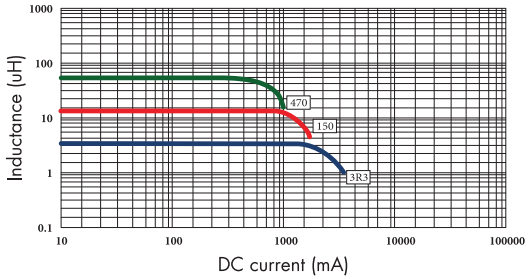

OWIRH3D28 Temperature rise by current

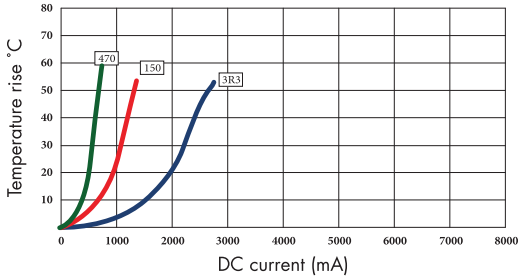

ELECTRICAL CHARACTERISTICS FOR OWIRH3D28 SERIES

Part Number	Inductance (uH)[1]	Test Frequency	DC Resistance (Ω MAX)[2]	Saturation Current (A)[3]	Temperature Current (A)[4]
OWIRH3D28-3R3	3.3	100KHZ	72.1m	2.00	2.15
OWIRH3D28-4R7	4.7	100KHZ	88.3m	1.65	1.94
OWIRH3D28-6R8	6.8	100KHZ	119m	1.24	1.75
OWIRH3D28-100	10	100KHZ	145m	1.05	1.57
OWIRH3D28-150	15	100KHZ	213m	0.90	1.02
OWIRH3D28-220	22	100KHZ	360m	0.76	0.96
OWIRH3D28-330	33	100KHZ	481m	0.58	0.82
OWIRH3D28-470	47	100KHZ	599m	0.48	0.56

1. Inductance tested at 0.25V. Tolerance of inductance: ±30%(N)
2. DCR test temp. limits 25˚C.
3. This indicates the value of current when the inductance is 35% lower than its initial value at D.C. superposition or D.C. current.
4. To load current onto the components under normal ambience, which cause the temp, change as Δt=40˚C or more lower current.
5. Please refer saturated current or the minimum temperature current as standard.

www.owolff.com