OLE WOLFF

SMD POWER INDUCTORS

OWIR63B TYPE

FEATURES

1. Various high power inductors are superior to be high saturation for surface mounting.

APPLICATIONS

1. Power supply for VTR, OA equipment.
2. LCD television set, notebook PC.
3. Portable communication, equipments.
4. DC/DC converters, etc.

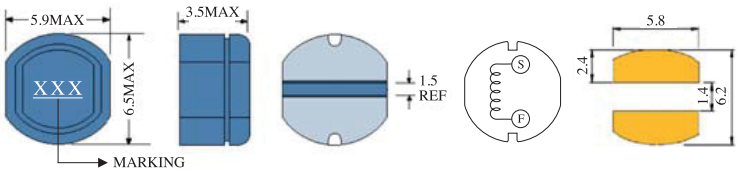

OWIR63B Inductance decrease by current

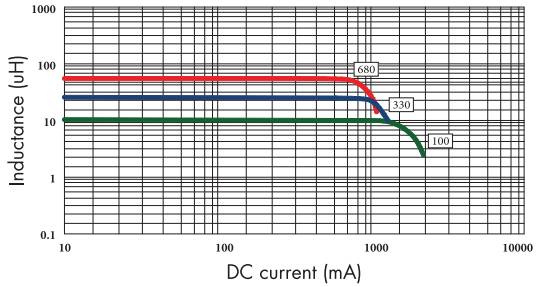

OWIR63B Temperature rise by current

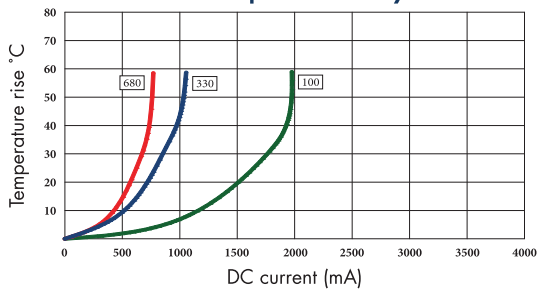

ELECTRICAL CHARACTERISTICS FOR OWIR63B SERIES

Part Number	Inductance (uH)[1]	Test Frequency	DC Resistance (Ω MAX)[2]	Saturation Current (A)[3]	Temperature Current (A)[4]
OWIR63B-100	10	2.52MHZ	0.14	1.00	1.80
OWIR63B-120	12	2.52MHZ	0.16	0.94	1.53
OWIR63B-150	15	2.52MHZ	0.18	0.86	1.37
OWIR63B-180	18	2.52MHZ	0.25	0.78	1.23
OWIR63B-220	22	2.52MHZ	0.32	0.76	1.10
OWIR63B-270	27	2.52MHZ	0.36	0.64	0.99
OWIR63B-330	33	2.52MHZ	0.41	0.61	0.89
OWIR63B-390	39	2.52MHZ	0.47	0.53	0.80
OWIR63B-470	47	2.52MHZ	0.51	0.50	0.72
OWIR63B-560	56	2.52MHZ	0.72	0.46	0.64
OWIR63B-680	68	2.52MHZ	0.82	0.42	0.57

1. Inductance tested at 0.25V. Tolerance of inductance: ±20%(M)
2. DCR test temp. limits 25°C.
3. This indicates the value of current when the inductance is 10% lower than its initial value at D.C. superposition or D.C. current.
4. To load current onto the components under normal ambience, which cause the temp, change as Δt=40°C or more lower current.
5. Please refer saturated current or the minimum temperature current as standard.

www.owolff.com