OLE WOLFF

SMD POWER INDUCTORS

OWIH8020C TYPE

FEATURES

1. Various high power inductors are superior to be high saturation for surface mounting.

APPLICATIONS

1. Power supply for VTR, OA equipment.
2. LCD television set, notebook PC.
3. Portable communication, equipments.
4. DC/DC converters, etc.

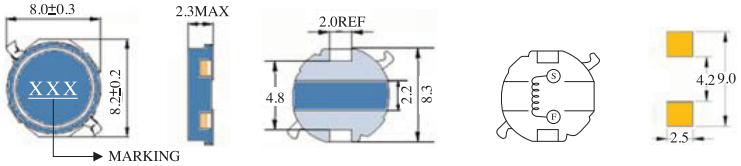

OWIH8020C Inductance decrease by current

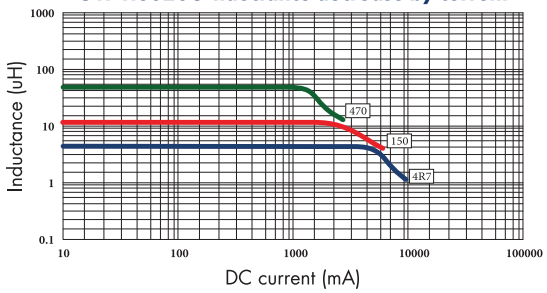

OWIH8020C Temperature rise by current

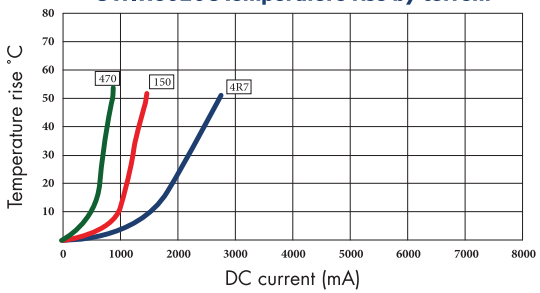

ELECTRICAL CHARACTERISTICS FOR OWIH8020C SERIES

Part Number	Inductance (uH)[1]	Test Frequency	DC Resistance (Ω MAX)[2]	Saturation Current (A)[3]	Temperature Current (A)[4]
OWIH8020C-4R7	4.7	100KHZ	70m	3.50	2.25
OWIH8020C-5R6	5.6	100KHZ	90m	3.20	2.02
OWIH8020C-6R8	6.8	100KHZ	98m	2.90	1.82
OWIH8020C-8R2	8.2	100KHZ	120m	2.50	1.73
OWIH8020C-100	10	100KHZ	125m	2.40	1.64
OWIH8020C-120	12	100KHZ	175m	2.10	1.48
OWIH8020C-150	15	100KHZ	200m	1.80	1.20
OWIH8020C-180	18	100KHZ	253m	1.50	1.14
OWIH8020C-220	22	100KHZ	315m	1.10	1.03
OWIH8020C-270	27	100KHZ	400m	1.00	0.93
OWIH8020C-330	33	100KHZ	420m	0.91	0.83
OWIH8020C-390	39	100KHZ	486m	0.82	0.79
OWIH8020C-470	47	100KHZ	610m	0.72	0.70

1. Inductance tested at 0.25V. Tolerance of inductance: ±20%(M)
2. DCR test temp. limits 25°C.
3. This indicates the value of current when the inductance is 10% lower than its initial value at D.C. superposition or D.C. current.
4. To load current onto the components under normal ambience, which cause the temp, change as Δt=40°C or more lower current.
5. Please refer saturated current or the minimum temperature current as standard.

www.owolff.com