OLE WOLFF

SMD POWER INDUCTORS

OWIB127C TYPE

FEATURES

1. Various high power inductors are superior to be high saturation for surface mounting.

APPLICATIONS

1. Power supply for VTR, OA equipment.
2. LCD television set, notebook PC.
3. Portable communication, equipments.
4. DC/DC converters, etc.

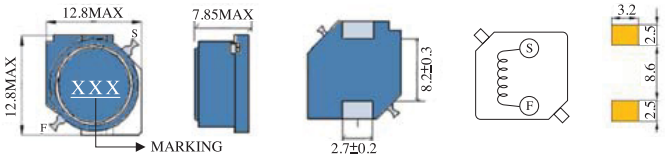

OWIB127C Inductance decrease by current

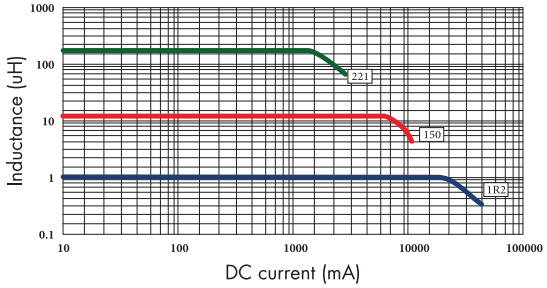

OWIB127C Temperature rise by current

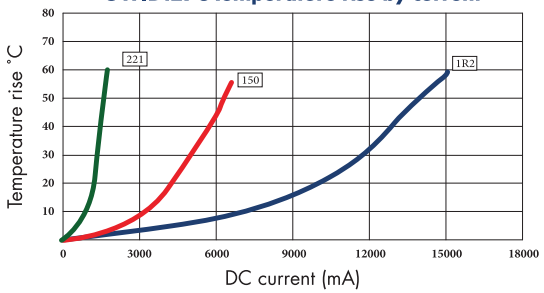

ELECTRICAL CHARACTERISTICS FOR OWIB127C SERIES

Part Number	Inductance (uH)[1]	Test Frequency	DC Resistance (Ω MAX)[2]	Saturation Current (A)[3]	Temperature Current (A)[4]
OWIB127C-1R2	1.2	1KHZ	11.0m	13.0	12.0
OWIB127C-2R7	2.7	1KHZ	13.0m	10.0	10.5
OWIB127C-3R9	3.9	1KHZ	14.5m	9.0	8.80
OWIB127C-5R2	5.2	1KHZ	15.6m	7.8	8.00
OWIB127C-6R8	6.8	1KHZ	19.5m	7.2	6.80
OWIB127C-100	10	1KHZ	28.0m	5.5	5.70
OWIB127C-150	15	1KHZ	30.0m	4.7	5.10
OWIB127C-220	22	1KHZ	46.0m	4.0	4.10
OWIB127C-330	33	1KHZ	54.0m	3.2	3.50
OWIB127C-470	47	1KHZ	87.0m	2.7	2.50
OWIB127C-680	68	1KHZ	105m	2.0	2.20
OWIB127C-101	100	1KHZ	160m	1.9	1.80
OWIB127C-151	150	1KHZ	205m	1.5	1.64
OWIB127C-221	220	1KHZ	300m	1.3	1.30

1. Inductance tested at 0.25V. Tolerance of inductance:
   1.2uH~6.8uH: ±30%(N) 10uH~220uH: ±20%(M)
2. DCR test temp. limits 25°C.
3. This indicates the value of current when the inductance is 10% lower than its initial value at D.C. superposition or D.C. current.
4. To load current onto the components under normal ambience, which cause the temp, change as Δt=40°C or more lower current.
5. Please refer saturated current or the minimum temperature current as standard.

www.owolff.com