# OLE WOLFF

SMD POWER INDUCTORS

## OWIEP105H TYPE

### FEATURES

1. Various high power inductors are superior to be high saturation for surface mounting.

### APPLICATIONS

1. Power supply for VTR, OA equipment.
2. LCD television set, notebook PC.
3. Portable communication, equipments.
4. DC/DC converters, etc.

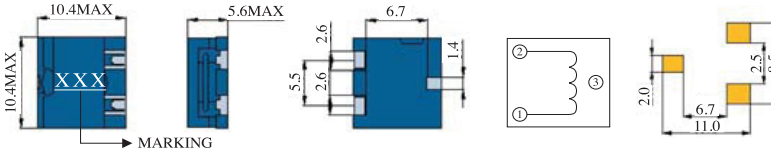


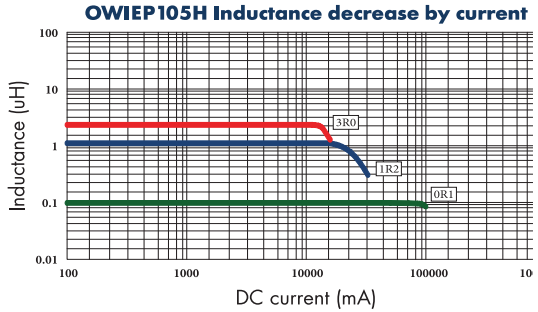


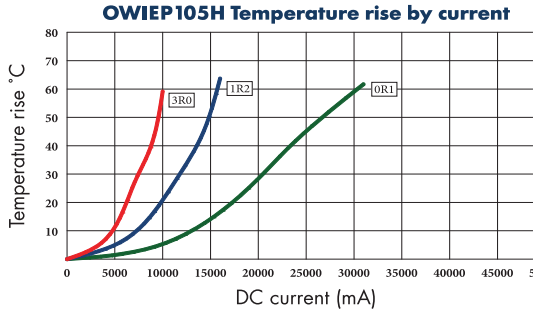


## ELECTRICAL CHARACTERISTICS FOR OWIEP105H SERIES

| Part Number | Inductance (uH)[1] | Test Frequency | DC Resistance (Ω MAX)[2] | Saturation Current (A)[3] | Temperature Current (A)[4] |
|---|---|---|---|---|---|
| OWIEP105H-R15 | 0.15 | 100KHZ | 2.6m | 55.0 | 20.0 |
| OWIEP105H-R30 | 0.3 | 100KHZ | 3.2m | 40.0 | 18.8 |
| OWIEP105H-R50 | 0.5 | 100KHZ | 4.1m | 30.4 | 15.0 |
| OWIEP105H-R80 | 0.8 | 100KHZ | 5.3m | 25.2 | 13.5 |
| OWIEP105H-1R2 | 1.2 | 100KHZ | 8.0m | 21.0 | 11.0 |
| OWIEP105H-1R5 | 1.5 | 100KHZ | 10.5m | 18.0 | 8.5 |
| OWIEP105H-2R0 | 2.0 | 100KHZ | 12.4m | 15.8 | 8.0 |
| OWIEP105H-2R5 | 2.5 | 100KHZ | 18.0m | 14.0 | 7.8 |
| OWIEP105H-3R0 | 3.0 | 100KHZ | 23.8m | 12.6 | 7.2 |

1. Inductance tested at 0.25V. Tolerance of inductance:
   0.15uH~0.3uH: ±30%(N)  0.5uH~3.0uH: ±20%(M)
2. DCR test temp. limits 25°C.
3. This indicates the value of current when the inductance is 25%
   lower than its initial value at D.C. superposition or D.C. curren
4. To load current onto the components under normal ambienc
   which cause the temp, change as Δt=40°C or more lower
   current.
5. Please refer saturated current or the minimum temperature
   current as standard.

www.owolff.com