OLE WOLFF

SMD POWER INDUCTORS

OWIEP104L TYPE

FEATURES

1. Various high power inductors are superior to be high saturation for surface mounting.

APPLICATIONS

1. Power supply for VTR, OA equipment.
2. LCD television set, notebook PC.
3. Portable communication, equipments.
4. DC/DC converters, etc.

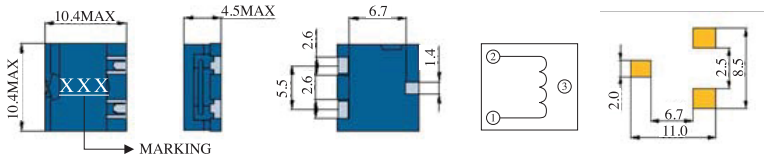

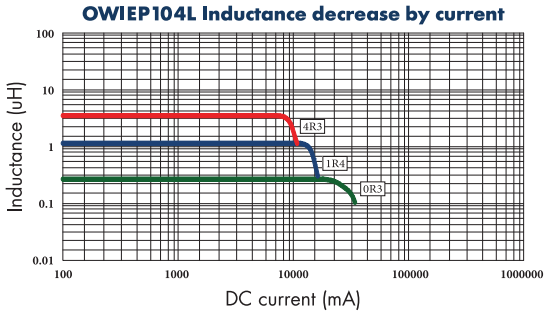

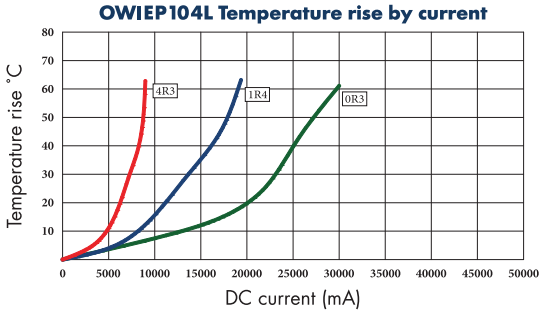

ELECTRICAL CHARACTERISTICS FOR OWIEP104L SERIES

Part Number	Inductance (uH)[1]	Test Frequency	DC Resistance (Ω MAX)[2]	Saturation Current (A)[3]	Temperature Current (A)[4]
OWIEP104L-R36	0.36	100KHZ	2.6m	24.2	22.0
OWIEP104L-R80	0.8	100KHZ	3.7m	16.2	15.0
OWIEP104L-1R4	1.4	100KHZ	5.9m	12.2	13.5
OWIEP104L-2R2	2.2	100KHZ	11.8m	9.8	10.5
OWIEP104L-3R2	3.2	100KHZ	18.6m	8.1	8.0
OWIEP104L-4R3	4.3	100KHZ	21.8m	7.0	7.2

1. Inductance tested at 0.25V. Tolerance of inductance: 0.36uH: ±30%(N) 0.8uH~4.3uH: ±20%(M)
2. DCR test temp. limits 25˚C.
3. This indicates the value of current when the inductance is 25% lower than its initial value at D.C. superposition or D.C. current.
4. To load current onto the components under normal ambience, which cause the temp, change as Δt=40˚C or more lower current.
5. Please refer saturated current or the minimum temperature current as standard.

www.owolff.com