

### SK SERIES ■ 7MM HEIGHT, STANDARD 105°C TYPE

#### KEY FEATURES

- ALUMINUM ELECTROLYTIC CAPACITOR ■ THT type
- Endurance: 105°C ■ 1 000 hours
- Optimized for high density insertion
- Low height ■ 7mm
- Miniaturized for space critical applications



#### SPECIFICATIONS

Items		Performance Characteristics								
Operating Temperature Range		-40 ~ +105°C								
Rated Voltage Range	$V_R$	4 ~ 63V DC								
Surge Voltage	$V_S$	$V_S = 1.15 \cdot V_R$								
Capacitance Range	$C_R$	0.1 ~ 470 $\mu$ F								
Cap. Tolerance	$\Delta C$	$\pm 20\%$ (120Hz ■ 20°C)								
Leakage Current (20°C ■ $V_R$ applied)	$I_{LEAK}$	$\leq 0.01 \cdot C_R \cdot V_R$ or 3 $\mu$ A, whichever is greater ■ After 2 minutes [ $I_{LEAK}$ ( $\mu$ A) ; $C_R$ ( $\mu$ F) ; $V_R$ (V) ]								
Dissipation Factor % (20°C - 120Hz)	$\tan\delta$	$V_R$ (V DC)	4	6.3	10	16	25	35	50	63
		$\tan\delta$ (%)	25	22	20	16	14	12	10	9
Low Temperature Characteristics at 120Hz	Z ratio max.	$V_R$ (V DC)	4	6.3	10	16	25	35	50	63
		Z-25°C/Z+20°C	7	4	3	2	2	2	2	2
		Z-40°C/Z+20°C	15	8	6	4	4	3	3	3

Lifetime Test			
Endurance 105°C ( $V_R$ applied)	Test	<b>1 000 hours</b>	
	$\Delta C/C_R$	$\leq \pm 20\%$ of initial measured value	6.3 ~ 63 V
		$\leq \pm 30\%$ of initial measured value	4V
	$\tan\delta$	$\leq 200\%$ of initial specified value	
$I_{Leak}$	$\leq$ the initial specified value		
Shelf Life 105°C ( $V_R = 0$ )	Test	<b>1 000 hours</b>	
	$\Delta C/C_R$	$\leq \pm 20\%$ of initial measured value	6.3 ~ 63 V
		$\leq \pm 30\%$ of initial measured value	4V
	$\tan\delta$	$\leq 200\%$ of initial specified value	
	$I_{Leak}$	$\leq$ the initial specified value	
Before measurement: Restore capacitor to 20°C, apply $V_R$ for 30 min according JIS-C-5101-4			

#### MULTIPLIER $K_f$ for RIPPLE CURRENT vs. FREQUENCY

$C_R$ ( $\mu$ F) / Frequency (Hz)	50/60	100/120	400	1k	10k	50k - 100k
$C_R \leq 10$	0.8	1	1.3	1.45	1.65	1.7
$10 < C_R \leq 100$	0.8	1	1.23	1.36	1.48	1.53
$100 < C_R \leq 470$	0.8	1	1.16	1.25	1.35	1.38

**STANDARD RATINGS**

Part number shows bulk version with straight leads

$V_R$ (V)	$C_R$ ( $\mu$ F)	$\varnothing D$ (mm)	L (mm)	$I_R$ - Max. Ripple Current +105°C - 120Hz (mA rms)	CapXon Part Number
4	22	4	7	23	SK220M004B070A
	33	4	7	26	SK330M004B070A
	47	4	7	35	SK470M004B070A
	68	5	7	55	SK680M004C070A
	100	5	7	58	SK101M004C070A
	220	6.3	7	65	SK221M004E070A
	330	6.3	7	90	SK331M004E070A
	470	8	7	120	SK471M004F070A
6.3	22	4	7	31	SK220M6R3B070A
	33	4	7	32	SK330M6R3B070A
	33	5	7	35	SK330M6R3C070A
	47	4	7	40	SK470M6R3B070A
	47	5	7	47	SK470M6R3C070A
	68	5	7	55	SK680M6R3C070A
	100	5	7	65	SK101M6R3C070A
	100	6.3	7	75	SK101M6R3E070A
	220	6.3	7	90	SK221M6R3E070A
	220	8	7	120	SK221M6R3F070A
	330	8	7	120	SK331M6R3F070A
10	15	4	7	28	SK150M010B070A
	22	4	7	35	SK220M010B070A
	33	4	7	40	SK330M010B070A
	33	5	7	45	SK330M010C070A
	47	4	7	47	SK470M010B070A
	47	5	7	51	SK470M010C070A
	68	5	7	60	SK680M010C070A
	68	6.3	7	68	SK680M010E070A
	100	5	7	80	SK101M010C070A
	100	6.3	7	90	SK101M010E070A
	220	6.3	7	105	SK221M010E070A
	220	8	7	150	SK221M010F070A
16	6.8	4	7	20	SK6R8M016B070A
	10	4	7	30	SK100M016B070A
	15	4	7	32	SK150M016B070A
	22	4	7	37	SK220M016B070A
	22	5	7	42	SK220M016C070A
	33	4	7	45	SK330M016B070A
	33	5	7	50	SK330M016C070A
	47	5	7	61	SK470M016C070A
	47	6.3	7	67	SK470M016E070A
	68	6.3	7	72	SK680M016E070A
	100	6.3	7	95	SK101M016E070A
	100	8	7	105	SK101M016F070A

See "PACKAGING INFORMATION" to taped or formed products.

**STANDARD RATINGS**

Part number shows bulk version with straight leads

$V_R$ (V)	$C_R$ ( $\mu$ F)	$\varnothing D$ (mm)	L (mm)	$I_R$ - Max. Ripple Current +105°C - 120Hz (mA rms)	CapXon Part Number
25	4.7	4	7	17	SK4R7M025B070A
	6.8	4	7	21	SK6R8M025B070A
	10	4	7	30	SK100M025B070A
	10	5	7	33	SK100M025C070A
	15	5	7	38	SK150M025C070A
	22	5	7	45	SK220M025C070A
	22	6.3	7	48	SK220M025E070A
	33	5	7	52	SK330M025C070A
	33	6.3	7	60	SK330M025E070A
	47	6.3	7	68	SK470M025E070A
	47	8	7	72	SK470M025F070A
	68	6.3	7	75	SK680M025E070A
100	8	7	115	SK101M025F070A	
35	4.7	4	7	22	SK4R7M035B070A
	6.8	4	7	24	SK6R8M035B070A
	6.8	5	7	28	SK6R8M035C070A
	10	4	7	30	SK100M035B070A
	10	5	7	35	SK100M035C070A
	15	5	7	38	SK150M035C070A
	15	6.3	7	45	SK150M035E070A
	22	5	7	50	SK220M035C070A
	22	6.3	7	58	SK220M035E070A
	33	6.3	7	54	SK330M035E070A
	33	8	7	68	SK330M035F070A
	47	8	7	80	SK470M035F070A
68	8	7	85	SK680M035F070A	
50	0.1	4	7	1.5	SK0R1M050B070A
	0.15	4	7	1.8	SKR15M050B070A
	0.22	4	7	2.5	SKR22M050B070A
	0.33	4	7	3.5	SKR33M050B070A
	0.47	4	7	5	SKR47M050B070A
	0.68	4	7	7	SKR68M050B070A
	1	4	7	10	SK010M050B070A
	1.5	4	7	13	SK1R5M050B070A
	2.2	4	7	19	SK2R2M050B070A
	3.3	4	7	24	SK3R3M050B070A
	4.7	4	7	27	SK4R7M050B070A
	4.7	5	7	29	SK4R7M050C070A
	6.8	5	7	32	SK6R8M050C070A
	6.8	6.3	7	33	SK6R8M050E070A
	10	5	7	35	SK100M050C070A
10	6.3	7	38	SK100M050E070A	
15	6.3	7	52	SK150M050E070A	

See "PACKAGING INFORMATION" to taped or formed products.

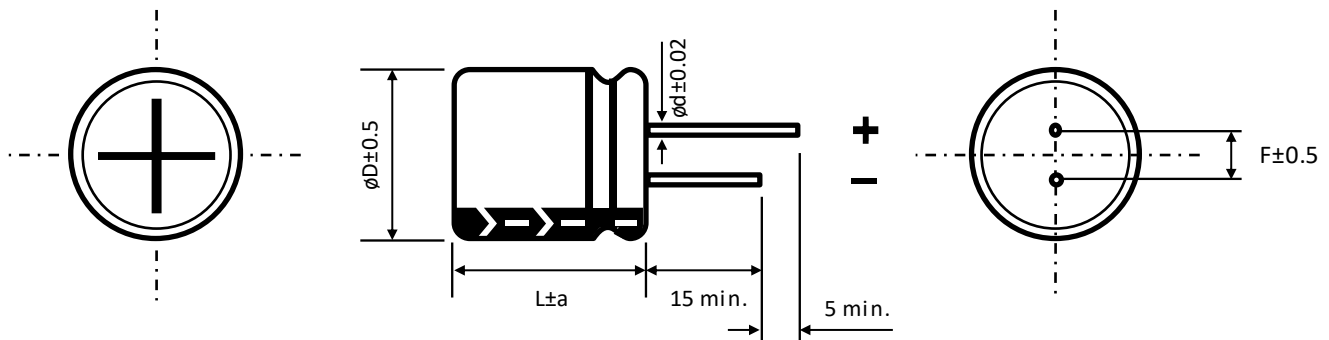
### STANDARD RATINGS

Part number shows bulk version with straight leads

$V_R$ (V)	$C_R$ ( $\mu$ F)	$\phi D$ (mm)	L (mm)	$I_R$ - Max. Ripple Current +105°C - 120Hz (mA rms)	CapXon Part Number
50	22	6.3	7	60	SK220M050E070A
	22	8	7	63	SK220M050F070A
	33	8	7	78	SK330M050F070A
63	0.1	4	7	1.5	SK0R1M063B070A
	0.15	4	7	1.8	SKR15M063B070A
	0.22	4	7	2.5	SKR22M063B070A
	0.33	4	7	3.5	SKR33M063B070A
	0.47	4	7	6	SKR47M063B070A
	0.68	4	7	7	SKR68M063B070A
	1	4	7	12	SK010M063B070A
	1.5	4	7	14	SK1R5M063B070A
	2.2	4	7	19	SK2R2M063B070A
	3.3	5	7	25	SK3R3M063C070A
	4.7	5	7	29	SK4R7M063C070A
	4.7	6.3	7	33	SK4R7M063E070A
	6.8	6.3	7	35	SK6R8M063E070A
	10	6.3	7	40	SK100M063E070A
	15	8	7	55	SK150M063F070A
22	8	7	65	SK220M063F070A	

See "PACKAGING INFORMATION" to taped or formed products.




### DIMENSIONS - All dimensions in mm



$\phi D$	4	5	6.3	8
F	1.5	2	2.5	3.5
$\phi d$	0.45	0.45	0.5	0.5
a	1	1	1	1

## PRECAUTIONS, GUIDELINES AND PACKAGING INFORMATION

Unless otherwise agreed in individual specifications, all products are subject to our “General Precautions and Guidelines” as well as our “Packaging Information”. Please refer to the following links in the table.

		
<a href="#">General Precautions &amp; Guidelines</a>	<a href="#">Packaging Information</a>	<a href="#">3D Models</a>

### DISCLAIMER

All product related data (e.g. specification, statements and general information) are subject to change without any notice. It is necessary that the customer observes all product related technical / application information and handling instructions.

CapXon products are designed and manufactured according to severe quality and safety standards. Under no circumstance, CapXon warrants that any CapXon product is suitable for the purposes intended for your application, even CapXon knows the application. It is customer's duty and obligation to check and make sure that CapXon products are suitable for the purposes intended and select the correct and proper CapXon product. Customers are requested to perform a sufficient validation and reliability evaluation to assure needed safety level and reliability performance by suitable designs and to apply proper safeguards (e.g. redundancies, protective circuits).

Particular operating conditions (ambient temperature, ripple current, voltage, thermal resistance, etc.) as well as storage, production or assembly may affect the performance and the lifetime of the capacitor. Please consult CapXon for lifetime estimation, failure mode considerations or worst-case scenarios according to the product technology, product tolerances / deviations or change of the characteristics of the capacitor due to shipment, storage, handling, production and usage.

For aerospace or military application, life-saving, life-sustaining, safety critical applications or any application where failure may cause severe personal injury or death, please consult us before design-in the capacitor in your application.

Except for the written expressed warranties, CapXon does not impliedly, by assumption or whatever else, warrant, undertake, promise any other warranty or guaranty for any CapXon product.

For further information, please visit our website [www.capxongroup.com](http://www.capxongroup.com) or contact CapXon directly.