


PMB / RMB - (Expanded range; new lugs)

Metallized polypropylene film capacitor

MKP - Snubber/pulse - High current - (RMB: small size)



Main applications

Snubber capacitor for energy conversion and control in power semiconductor circuits, IGBT modules protection and SMPS protection circuits, resonant circuits, high voltage, high current and high pulse applications

Dielectric

Polypropylene

Electrodes

Vacuum deposited metal layers

Coating

Solvent resistant plastic case with resin sealing (UL 94 V-0). Flame retardant execution

Construction

Extended double side metallized carrier film with internal series connection and metallized film (refer to general technical information)

Terminals

Tinned copper (brass) lugs (lead-free) for screw fixing (please refer to article table)

Degree of protection

IP00

Installation

Whatever position assuring correct heat dissipation. Arrangement of many components with box walls in contact not admitted; suggested minimum distance between side by side elements $\geq 1/8$ of the box thickness (B size). Box with lugs terminals must be free to correctly dissipate from all the body faces

Reference standard

IEC 61071, IEC 60068, RoHS compliant

Climatic category

40/85/56 (IEC 60068/1), GPD (DIN40040)

Operating temperature range (case)

PMB: -40...+85°C (+100°C observing voltage and current de-rating)

RMB: -40...+85°C

Max. permissible ambient temperature

PMB: +70°C, operation at rated power, current, voltage and natural cooling (+85°C observing voltage and current de-rating)

RMB: +70°C operation at rated power, current, voltage and natural cooling

Rated capacitance (Cr)

0,047F to 12 μ F. Refer to article table

Capacitance tolerance (at 1kHz)

$\pm 10\%$ (code=K), $\pm 5\%$ (code=J). Other tolerances upon request

Capacitance temperature coefficient

Refer to graphs in general technical information

Long term stability (at 1 kHz)

Capacitance variation $\leq \pm 1\%$ after a period of 2 years at standard environmental conditions

Rated voltage (Ur), +85°C

700, 850, 1000, 1200, 1500, 2000, 2500, 3000 Vdc

Temperature de-rated voltage

PMB: for operating temperature (case) $> +85^\circ\text{C}$

Ur must be decreased 1,5% for every $^\circ\text{C}$ exceeding +85°C,

Urms must be decreased 2,5% for every $^\circ\text{C}$ exceeding +85°C

RMB: not applicable

Non recurrent surge voltage (Upk), +85°C

PMB: 1100, 1300, 1550, 1750, 2200, 2600, 3300, 4000 Vdc

RMB: 950, 1200, 1300, 1600, 2000, 2400, 3000, 3500 Vdc

Self inductance

$\leq 1\text{nH/mm}$ of fixing pitch

Maximum pulse rise time

Refer to article table

Maximum peak current (Ipeak)

Refer to article table. Max. non repetitive Ipk = 1,5 x Ipeak

Dissipation factor (DF), max.

Tg $\delta \times 10^{-4}$, measured at 25 $\pm 5^\circ\text{C}$, 1kHz

Cr $\leq 0,1\mu\text{F}$	0,1 μF <Cr $\leq 1\mu\text{F}$	1 μF <Cr $\leq 5,6\mu\text{F}$	5,6 μF <Cr $\leq 9\mu\text{F}$	Cr $> 9\mu\text{F}$
6	5	6	7	9

Insulation resistance (IR)

$\geq 30000\text{s}$ but need not exceed 30G Ω (typical value), when measured between terminals, at 25 $\pm 5^\circ\text{C}$, after 1 minute of electrification at 100Vdc

Test voltage between terminals (Ut)

1,6xUr (DC) applied for 10s / 2xUr (DC) applied for 2s, at 25 $\pm 5^\circ\text{C}$

Test voltage between terminals and case (Utc)

3kV 50+60Hz applied for 60s at 25 $\pm 5^\circ\text{C}$

Damp heat test (steady state)

Test conditions:

Temperature= +40 $\pm 2^\circ\text{C}$

Relative humidity=93 $\pm 2\%$

Test duration= 56 days

Performance:

Capacitance change $\leq \pm 2\%$

DF change ≤ 0.0010 at 1kHz

IR $\geq 50\%$ of initial limit value

Typical capacitance change versus operating time

-3% after 30'000 hours at Urms or after 100'000 hours at Ur

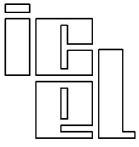
Life expectancy

$\geq 100'000$ hours (Ur); 30'000 hours (Urms)

Failure quota

300/10 9 component hours

Warning: this specification must be completed with the data given in the "General technical information" chapter



PMB / RMB - (Expanded range; new lugs)

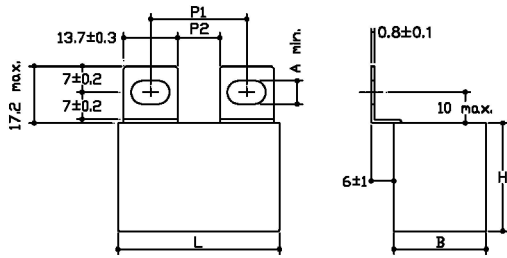
Metallized polypropylene film capacitor

MKP - Snubber/pulse - High current - (RMB: small size)

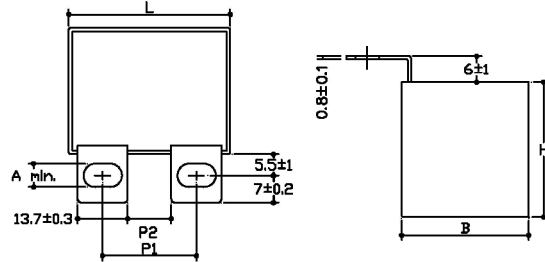


Dimensions in mm (drawings not in scale)

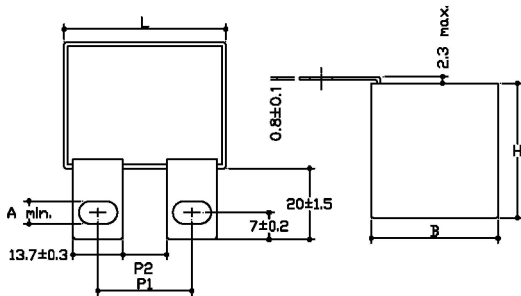
Style **SP-SPM8 / SR-SRM8**



Style **VP-VPM8 / VR-VRM8**



Style **FP-FPM8 / FR-FRM8**

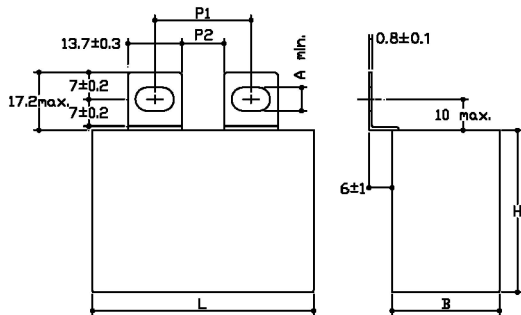


Fixing pitch and distance between lugs (mm)			
Lugs style	L	P1	P2
SP-SPM8	42+42.5	23+28(M6)	25+26(M8)
VP-VPM8			
FP-FPM8	57.5	37+42(M6)	39+40(M8)
SR-SRM8	42+42.5	20+25(M6)	22+23(M8)
VR-VRM8			
FR-FRM8	57.5	34+39(M6)	36+37(M8)

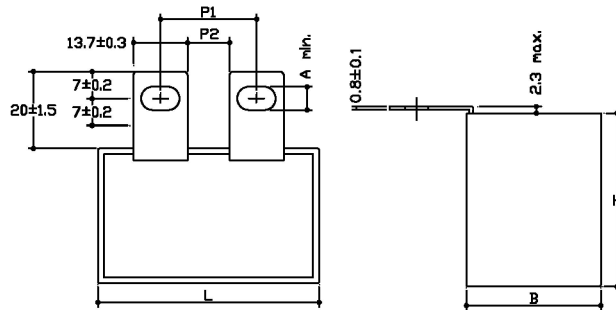
Fixing slot size (mm)**	
SP, VP, FP, SR, VR, FR	A= 6min.
SPM8, VPM8, FPM8, SRM8, VRM8, FRM8	A= 8min.

**** Standard fixing slots for M6 screws, slots for M8 screws available upon request**

Style **SN-SNM8** (for L=57,5mm only)



Style **VN-VNM8** (for L=57,5mm only)

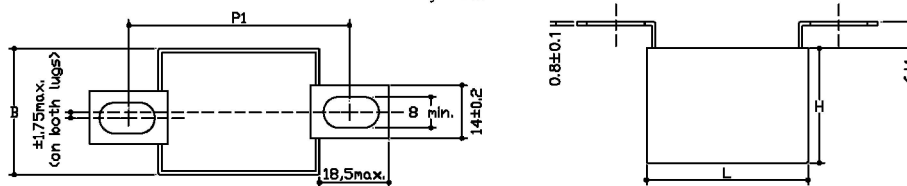


Fixing pitch and distance between lugs (mm)			
Lugs style	L	P1	P2
SN-SNM8	42+42.5	Not available	
VN-VNM8	57,5	23+28(M6)	25+26(M8)

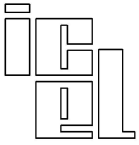
Fixing slot size (mm)**	
SN, VN	A= 6min.
SNM8, VNM8	A= 8min.

**** Standard fixing slots for M6 screws, slots for M8 screws available upon request**

Style **AP**




Fixing pitch and distance between lugs (mm)			
Lugs style	L	P1	P2
AP	42+42,5	53,5+63 (M8)	-
	57,5	68,5+77 (M8)	-



PMB / RMB - (Expanded range; new lugs)

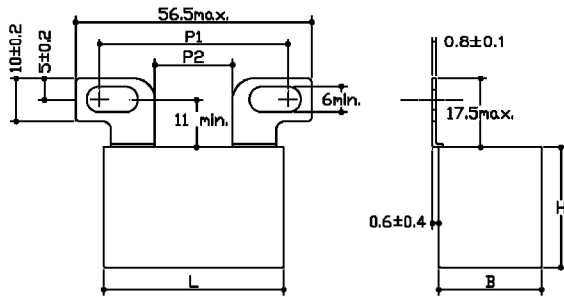
Metallized polypropylene film capacitor

MKP - Snubber/pulse - High current - (RMB: small size)



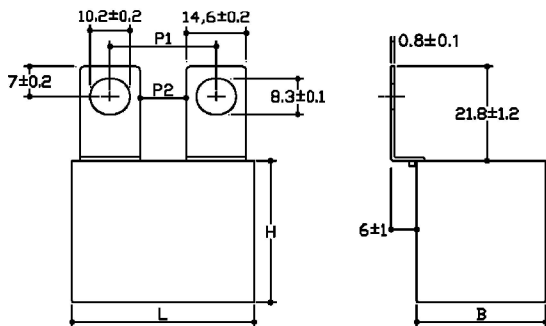
Dimensions in mm (drawings not in scale)

Style **BP** (Not available for L=57,5mm)



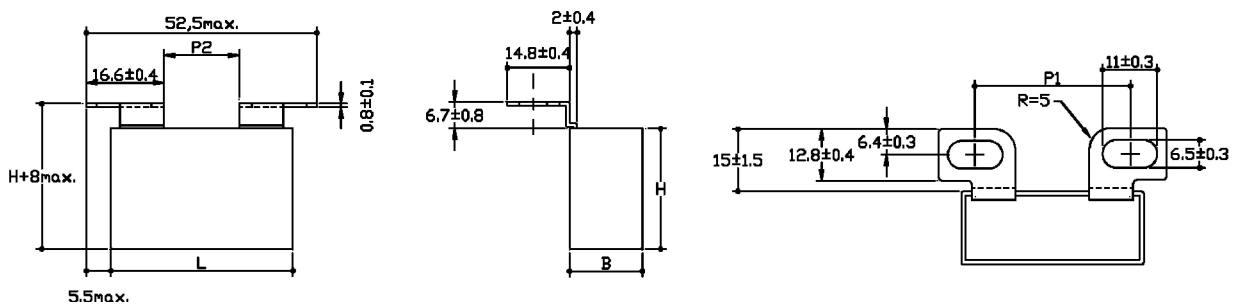
Fixing pitch and distance between lugs (mm)			
Lugs style	L	P1	P2
BP	42+42,5	32+45 (M6)	17min.
	57,5	Not available	

Style **SL** (M8 slots only)

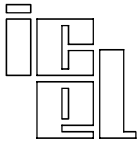


Fixing pitch and distance between lugs (mm)			
Lugs style	L	P1	P2
SL	42+42,5	22+24 (M8)	8min.
	57,5	36+38 (M8)	21min.

Style **BN** (M6 slots only; not available for L=57,5mm and for L=42+42,5mm having B>22mm)




Fixing pitch and distance between lugs (mm)			
Lugs style	L	P1	P2
BN	42+42,5	30+37 (M6)	15min.
		Not available for B>22	
	57,5	Not available	



PMB / RMB - (Expanded range; new lugs)

Metallized polypropylene film capacitor

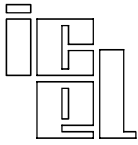
MKP - Snubber/pulse - High current - (RMB: small size)



PMB / RMB article table (different values available upon request) - (^)= NOT for new design, replaced with 30x45x42,5mm box

Ur Vdc	Urms Vac ⁽⁴⁾	UpK Vdc	Cap. µF	Dimension in mm			du/dt V/µs	Ipeak A	Irms ⁽²⁾ A	ESR ⁽³⁾ mΩ	ICEL Code ⁽¹⁾
				B	H	L					
700	420	1100	1	17	28	42,5	600	600	16,5	3,3	PMB1704100*##
700	420	1100	1,2	17	32	42	600	720	18	3,1	PMB1704120*##A
700	420	1100	1,2	24,5	27,5	42,5	600	720	18	3,1	PMB1704120*##
700	380	950	1,5	17	28	42,5	455	682,5	13,5	4,7	RMB1704150*##
700	420	1100	1,5	22	33,5	42,5	600	900	20	2,8	PMB1704150*##
700	420	1100	2	33,5	35,5	42,5	600	1200	23,5	2,5	PMB1704200*##
700	420	950	2,2	22	30	42,5	455	1001	16,5	3,7	RMB1704220*##
700	420	1100	2,2	33,5	35,5	42,5	600	1320	24,5	2,4	PMB1704220*##
700	420	1100	2,2	28	37	42,5	600	1320	24,5	2,4	PMB1704220*##A
700	380	950	2,5	22	33,5	42,5	455	1137,5	18	3,5	RMB1704250*##
700	420	1100	2,5	33,5	35,5	42,5	600	1500	25,5	2,2	PMB1704250*##
700	420	1100	3	30	45	42,5	600	1800	28,5	2,1	PMB1704300*##A
700	420	1100	3	33	45	42,5	600	1800	28,5	2,1	PMB1704300*## (^)
700	380	950	3,3	33,5	35,5	42,5	455	1501,5	21	3,1	RMB1704330*##
700	420	1100	3,3	30	45	42,5	600	1980	29,5	2,1	PMB1704330*##A
700	420	1100	3,3	33	45	42,5	600	1980	29,5	2,1	PMB1704330*## (^)
700	420	1100	3,5	33	45	42,5	600	2100	31,5	2	PMB1704350*##
700	380	950	4	33,5	35,5	42,5	455	1820	24	2,7	RMB1704400*##
700	420	1100	4	30	45	57,5	360	1440	29	2,3	PMB1704400*##
700	380	950	4,7	30	45	42,5	455	2138,5	26,5	2,6	RMB1704470*##
700	420	1100	4,7	35	50	57,5	360	1692	32,5	2,1	PMB1704470*##
700	380	950	5	30	45	42,5	455	2275	27,5	2,6	RMB1704500*##
700	420	1100	5	35	50	57,5	360	1800	33	2,1	PMB1704500*##
700	380	950	5,6	33	45	42,5	455	2548	29,5	2,3	RMB1704560*##
700	420	1100	5,6	35	50	57,5	360	2016	34	2	PMB1704560*##
700	420	1100	6,3	35	50	57,5	360	2268	35,5	1,8	PMB1704630*##
700	380	950	6,8	30	45	57,5	285	1938	25	3,1	RMB1704680*##
700	420	1100	6,8	38	57,5	57,5	360	2448	37,5	1,7	PMB1704680*##
700	380	950	7,5	30	45	57,5	285	2137,5	27	2,8	RMB1704750*##
700	420	1100	8	38	57,5	57,5	360	2880	39,5	1,6	PMB1704800*##
700	380	950	10	35	50	57,5	285	2850	31,5	2,4	RMB1705100*##
700	380	950	12	38	57,5	57,5	285	3420	35,5	2,1	RMB1705120*##
850	500	1300	0,68	17	28	42,5	750	510	15	3,5	PMB1853680*##
850	500	1300	0,82	17	32	42	750	615	17,5	3,1	PMB1853820*##A
850	500	1300	0,82	24,5	27,5	42,5	750	615	17	3,1	PMB1853820*##
850	500	1200	1	17	32	42	600	600	13,5	4,9	RMB1854100*##
850	500	1300	1	24,5	27,5	42,5	750	750	19	2,7	PMB1854100*##
850	500	1200	1,5	22	33,5	42,5	600	900	16	4,5	RMB1854150*##
850	500	1300	1,5	33,5	35,5	42,5	750	1125	24,5	2,2	PMB1854150*##
850	500	1300	1,75	28	37	42,5	750	1312,5	26,5	2,1	PMB1854150*##
850	500	1300	1,75	33,5	35,5	42,5	750	1312,5	26,5	2,1	PMB1854175*##
850	500	1300	2	30	45	42,5	750	1500	28,5	2	PMB1854200*##A
850	500	1300	2	33	45	42,5	750	1500	28,5	2	PMB1854200*## (^)
850	500	1200	2,2	33,5	35,5	42,5	600	1320	19	4	RMB1854220*##
850	500	1200	2,2	28	37	42,5	600	1320	20	4	RMB1854220*##A
850	500	1300	2,2	30	45	42,5	750	1650	29,5	2	PMB1854220*##A
850	500	1300	2,2	33	45	42,5	750	1650	29,5	2	PMB1854220*## (^)
850	500	1200	2,5	33,5	35,5	42,5	600	1500	21	3,6	RMB1854250*##
850	500	1300	2,5	33	45	42,5	750	1875	31,5	1,9	PMB1854250*##
850	500	1200	3	30	45	42,5	600	1800	24,5	3,1	RMB1854300*##
850	500	1300	3	30	45	57,5	450	1350	29,5	2,2	PMB1854300*##
850	500	1200	3,3	30	45	42,5	600	1980	25,5	3,1	RMB1854330*##
850	500	1300	3,3	30	45	57,5	450	1485	31	2,1	PMB1854330*##
850	500	1200	3,5	33	45	42,5	600	2100	26,5	3	RMB1854350*##
850	500	1200	4	30	45	57,5	360	1440	25	3,3	RMB1854400*##
850	500	1300	4	35	50	57,5	450	1800	34	1,9	PMB1854400*##
850	500	1200	4,7	35	50	57,5	450	2125	36,5	1,8	PMB1854470*## (^)
850	500	1200	5	38	57,5	57,5	450	2250	37,5	1,8	PMB1854500*##
850	500	1200	5,6	35	50	57,5	360	2016	29,5	2,9	RMB1854560*##
850	500	1300	5,6	38	57,5	57,5	450	2520	39	1,6	PMB1854560*##
850	500	1300	6	38	57,5	57,5	450	2700	39,5	1,6	PMB1854600*## (^)
850	500	1200	6,8	38	57,5	57,5	360	2448	31,5	2,6	RMB1854680*##
850	500	1200	8	38	57,5	57,5	360	2880	35	2,3	RMB1854800*##


(1)Change the * symbol with the needed capacitance tolerance code: J=±5%, K=±10%, M=±20% and the ## characters with the needed style code - (2) Maximum values at 100kHz, +70°C for case operating T= +85°C (PMB only: at T amb. >+70°C and T case>+85°C voltage and current de-rating must be observed), C tol. ≤ ±10% (for wider C tolerances, ESR variation must be taken in consideration) - (3)Typical values at 100kHz (for operating frequencies far from the reference, ESR variation and related power dissipation variation must be taken in consideration) - (4)Not suitable for across the line application - (^): Not available with C tolerance <±10%



PMB / RMB - (Expanded range; new lugs)

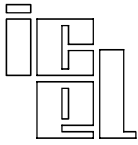
Metallized polypropylene film capacitor

MKP - Snubber/pulse - High current - (RMB: small size)



Ur Vdc	Urms Vac ⁽⁴⁾	UpK Vdc	Cap. µF	Dimension in mm			du/dt V/µs	Ipeak A	Irms ⁽²⁾ A	ESR ⁽³⁾ mΩ	ICEL Code ⁽¹⁾
				B	H	L					
1000	575	1550	0,47	17	28	42,5	870	408,9	15	3,9	PMB2103470*##
1000	575	1300	0,68	17	28	42,5	750	510	13,5	4,9	RMB2103680*##
1000	575	1550	0,68	24,5	27,5	42,5	870	591,6	17	3,3	PMB2103680*##
1000	575	1550	0,75	24,5	27,5	42,5	870	652,5	18,5	3,1	PMB2103750*##
1000	575	1300	1	24,5	27,5	42,5	750	750	16,5	3,9	RMB2104100*##
1000	575	1300	1,2	22	33,5	42,5	750	900	18	3,6	RMB2104120*##
1000	575	1550	1,2	28	37	42,5	870	1044	24	2,5	PMB2104120*##A
1000	575	1550	1,2	33,5	35,5	42,5	870	1044	23,5	2,5	PMB2104120*##
1000	575	1550	1,5	33,5	35,5	42,5	870	1305	26	2,2	PMB2104150*##
1000	575	1300	1,75	28	37	42,5	750	1312,5	22	3,1	RMB2104175*##
1000	575	1550	1,75	33	45	42,5	870	1522,5	28	2,1	PMB2104175*##
1000	575	1550	2	30	45	42,5	870	1740	29,5	2	PMB2104200*##A
1000	575	1550	2	33	45	42,5	870	1740	29,5	2	PMB2104200*## (^)
1000	575	1300	2,2	30	45	42,5	750	1650	25,5	3	RMB2104220*##A
1000	575	1300	2,2	33	45	42,5	750	1650	25,5	3	RMB2104220*## (^)
1000	575	1550	2,2	30	45	57,5	500	1100	27,5	2,5	PMB2104220*##
1000	575	1300	2,5	33	45	42,5	750	1875	26,5	2,8	RMB2104250*##
1000	575	1300	3	30	45	57,5	450	1350	25	3,1	RMB2104300*##
1000	575	1550	3	35	50	57,5	500	1500	32,5	2,1	PMB2104300*##
1000	575	1300	3,3	30	45	57,5	450	1485	26,5	3	RMB2104330*##
1000	575	1550	3,3	35	50	57,5	500	1650	34,5	2	PMB2104330*##
1000	575	1300	4	35	50	57,5	450	1800	29,5	2,7	RMB2104400*##
1000	575	1300	4,7	35	50	57,5	450	2250	31,5	2,6	RMB2104470*## (^)
1000	575	1550	4,7	38	57,5	57,5	500	2350	38,5	1,7	PMB2104470*##
1000	575	1300	5,6	38	57,5	57,5	450	2520	33,5	2,4	RMB2104560*##
1000	575	1300	6	38	57,5	57,5	450	2700	34,5	2,3	RMB2104600*## (^)
1200	630	1750	0,33	17	28	42,5	1000	330	12	5,1	PMB2123330*##B
1200	630	1750	0,33	24,5	27,5	42,5	1000	330	12,5	5,1	PMB2123330*##
1200	630	1750	0,39	17	28	42,5	1000	390	13,5	4,6	PMB2123390*##B
1200	630	1750	0,39	24,5	27,5	42,5	1000	390	14	4,6	PMB2123390*##
1200	630	1600	0,47	17	28	42,5	870	408,9	12,5	5,6	RMB2123470*##
1200	630	1750	0,47	17	32	42	1000	470	15	4,1	PMB2123470*##A
1200	630	1750	0,47	24,5	27,5	42,5	1000	470	15	4,1	PMB2123470*##
1200	630	1750	0,56	24,5	27,5	42,5	1000	560	16	3,7	PMB2123560*##
1200	630	1600	0,68	22	30	42,5	870	591,6	15	4,6	RMB2123680*##
1200	630	1750	0,68	22	33,5	42,5	1000	680	20	3,3	PMB2123680*##A
1200	630	1750	0,68	33,5	35,5	42,5	1000	680	20	3,3	PMB2123680*##
1200	630	1750	0,82	33,5	35,5	42,5	1000	820	21	3	PMB2123820*##
1200	630	1750	1	28	37	42,5	1000	1000	23,5	2,7	PMB2124100*##A
1200	630	1750	1	33,5	35,5	42,5	1000	1000	22,5	2,7	PMB2124100*##
1200	630	1600	1,2	28	37	42,5	870	1044	21	3,6	RMB2124120*##A
1200	630	1600	1,2	33,5	35,5	42,5	870	1044	20,5	3,6	RMB2124120*##
1200	630	1750	1,2	30	45	42,5	1000	1200	26	2,4	PMB2124120*##A
1200	630	1750	1,2	33	45	42,5	1000	1200	26	2,4	PMB2124120*## (^)
1200	630	1600	1,5	33,5	35,5	42,5	870	1305	22	3,2	RMB2124150*##
1200	630	1750	1,5	33	45	42,5	1000	1500	28,5	2,1	PMB2124150*##
1200	630	1600	2	30	45	42,5	870	1740	26,5	2,9	RMB2124200*##A
1200	630	1600	2	33	45	42,5	870	1740	26,5	2,9	RMB2124200*## (^)
1200	630	1750	2	30	45	57,5	575	1150	28,5	2,4	PMB2124200*##
1200	630	1600	2,2	30	45	57,5	500	1100	24	3,6	RMB2124220*##
1200	630	1750	2,2	35	50	57,5	575	1265	31,5	2,3	PMB2124220*##
1200	630	1600	2,5	30	45	57,5	500	1250	26	3,4	RMB2124250*##
1200	630	1750	2,5	35	50	57,5	575	1437,5	34	2,1	PMB2124250*##
1200	630	1600	3	35	50	57,5	500	1500	28	3	RMB2124300*##
1200	630	1600	3,3	35	50	57,5	500	1650	29,5	2,9	RMB2124330*##
1200	630	1750	3,3	38	57,5	57,5	575	1897,5	37,5	1,9	PMB2124330*##
1200	630	1750	3,5	38	57,5	57,5	575	2012,5	38,5	1,9	PMB2124350*##
1200	630	1600	4	38	57,5	57,5	500	2000	31	2,5	RMB2124400*##
1200	630	1600	4,7	38	57,5	57,5	500	2350	34	2,3	RMB2124470*##


(1)Change the * symbol with the needed capacitance tolerance code: J=±5%, K=±10%, M=±20% and the ## characters with the needed style code - (2) Maximum values at 100kHz, +70°C for case operating T= +85°C (PMB only: at T amb. >+70°C and T case>+85°C voltage and current de-rating must be observed), C tol. ≤ ±10% (for wider C tolerances, ESR variation must be taken in consideration) - (3)Typical values at 100kHz (for operating frequencies far from the reference, ESR variation and related power dissipation variation must be taken in consideration) - (4)Not suitable for across the line application - (^): Not available with C tolerance <±10%



PMB / RMB - (Expanded range; new lugs)

Metallized polypropylene film capacitor

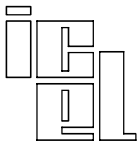
MKP - Snubber/pulse - High current - (RMB: small size)



amelec
Electronic

Ur Vdc	Urms Vac ⁽⁴⁾	UpK Vdc	Cap. µF	Dimension in mm			du/dt V/µs	Ipeak A	Irms ⁽²⁾ A	ESR ⁽³⁾ mΩ	ICEL Code ⁽¹⁾
				B	H	L					
1500	650	2200	0,22	17	28	42,5	1220	268,4	12	6,1	PMB2153220*##
1500	650	2200	0,33	17	32	42	1220	402,6	14,5	4,6	PMB2153330*##A
1500	650	2200	0,33	24,5	27,5	42,5	1220	402,6	14	4,6	PMB2153330*##
1500	650	2000	0,39	17	28	42,5	1000	390	11,6	6,6	RMB2153390*##
1500	650	2200	0,39	24,5	27,5	42,5	1220	475,8	16	4,2	PMB2153390*##
1500	650	2000	0,47	17	32	42	1000	470	13,5	5,8	RMB2153470*##
1500	650	2200	0,47	22	33,5	42,5	1220	573,4	18,5	3,7	PMB2153470*##A
1500	650	2200	0,47	33,5	35,5	42,5	1220	573,4	18,5	3,7	PMB2153470*##
1500	650	2000	0,56	22	30	42,5	1000	560	14,5	5,1	RMB2153560*##
1500	650	2000	0,56	24,5	27,5	42,5	1000	560	14,5	5,1	RMB2153560*##A
1500	650	2000	0,68	22	33,5	42,5	1000	680	15,5	4,7	RMB2153680*##
1500	650	2200	0,68	28	37	42,5	1220	829,6	22	3,1	PMB2153680*##A
1500	650	2200	0,68	33,5	35,5	42,5	1220	829,6	21,5	3,1	PMB2153680*##
1500	650	2200	0,75	33,5	35,5	42,5	1220	915	23	2,8	PMB2153750*##
1500	650	2000	1	28	37	42,5	1000	1000	19,5	4	RMB2154100*##
1500	650	2200	1	33	45	42,5	1220	1220	26,5	2,5	PMB2154100*##
1500	650	2000	1,2	30	45	42,5	1000	1200	23,5	3,5	RMB2154120*##
1500	650	2200	1,2	30	45	57,5	725	870	26,5	2,8	PMB2154120*##
1500	650	2000	1,5	33	45	42,5	1000	1500	25,5	3,2	RMB2154150*##
1500	650	2200	1,5	35	50	57,5	725	1087,5	30	2,5	PMB2154150*##
1500	650	2200	1,8	35	50	57,5	725	1305	32	2,3	PMB2154180*##
1500	650	2000	2	30	45	57,5	575	1150	24,5	3,5	RMB2154200*##
1500	650	2000	2,2	35	50	57,5	575	1265	26,5	3,4	RMB2154220*##
1500	650	2200	2,2	38	57,5	57,5	725	1595	34,5	2,2	PMB2154220*##
1500	650	2000	2,5	35	50	57,5	575	1437,5	28,5	3,2	RMB2154250*##
1500	650	2000	3	38	57,5	57,5	575	1725	30	2,9	RMB2154300*##
1500	650	2000	3,3	38	57,5	57,5	575	1897,5	31,5	2,8	RMB2154330*##
2000	700	2600	0,1	17	28	42,5	1600	160	8,5	12,5	PMB2203100*##B
2000	700	2600	0,1	24,5	27,5	42,5	1600	160	8,5	12,5	PMB2203100*##
2000	700	2600	0,15	17	28	42,5	1600	240	11	7,4	PMB2203150*##A
2000	700	2600	0,15	24,5	27,5	42,5	1600	240	11	7,4	PMB2203150*##
2000	700	2400	0,22	17	28	42,5	1220	268,4	10,5	8,8	RMB2203220*##
2000	700	2600	0,22	17	32	42	1600	352	14	5,1	PMB2203220*##A
2000	700	2600	0,22	24,5	27,5	42,5	1600	352	14	5,1	PMB2203220*##
2000	700	2400	0,33	24,5	27,5	42,5	1220	402,6	13	6,6	RMB2203330*##
2000	700	2600	0,33	33,5	35,5	42,5	1600	528	18	4,1	PMB2203330*##
2000	700	2400	0,39	22	33,5	42,5	1220	975,8	14	6,1	RMB2203390*##
2000	700	2600	0,39	28	37	42,5	1600	624	20,5	3,7	PMB2203390*##A
2000	700	2600	0,39	33,5	35,5	42,5	1600	624	20,5	3,7	PMB2203390*##
2000	700	2400	0,47	33,5	35,5	42,5	1220	573,4	16,5	5,3	RMB2203470*##
2000	700	2600	0,47	30	45	42,5	1600	752	22	3,3	PMB2203470*##A
2000	700	2600	0,47	33	45	42,5	1600	752	22	3,3	PMB2203470*## (^)
2000	700	2400	0,56	28	37	42,5	1220	683,2	17,5	4,9	RMB2203470*##
2000	700	2600	0,56	30	45	42,5	1600	896	24,5	3	PMB2203560*##A
2000	700	2600	0,56	33	45	42,5	1600	896	24,5	3	PMB2203560*## (^)
2000	700	2400	0,68	33,5	35,5	42,5	1220	829,6	18,5	4,6	RMB2203680*##
2000	700	2600	0,68	30	45	57,5	930	632,4	23	3,5	PMB2203680*##
2000	700	2400	0,82	30	45	42,5	1220	1000,4	21,5	4,1	RMB2203820*##A
2000	700	2400	0,82	33	45	42,5	1220	1000,4	21,5	4,1	RMB2203820*## (^)
2000	700	2600	0,82	30	45	57,5	930	762,6	24,5	3,1	PMB2203820*##
2000	700	2400	1	33	45	42,5	1220	1220	23,5	3,7	RMB2204100*##
2000	700	2600	1	35	50	57,5	930	930	28	2,8	PMB2204100*##
2000	700	2400	1,2	30	45	57,5	725	870	23	4	RMB2204120*##
2000	700	2600	1,2	35	50	57,5	930	1116	31,5	2,5	PMB2204120*##
2000	700	2400	1,5	35	50	57,5	725	1087,5	26,5	3,6	RMB2204150*##
2000	700	2600	1,5	38	57,5	57,5	930	1395	35	2,2	PMB2204150*##
2000	700	2400	2,2	38	57,5	57,5	725	1595	30,5	3	RMB2204220*##

⁽¹⁾Change the * symbol with the needed capacitance tolerance code: J=±5%, K=±10%, M=±20% and the ## characters with the needed style code - ⁽²⁾ Maximum values at 100kHz, +70°C for case operating T= +85°C (PMB only: at T amb. >+70°C and T case>+85°C voltage and current de-rating must be observed), C tol. ≤ ±10% (for wider C tolerances, ESR variation must be taken in consideration) - ⁽³⁾Typical values at 100kHz (for operating frequencies far from the reference, ESR variation and related power dissipation variation must be taken in consideration) - ⁽⁴⁾Not suitable for across the line application - (^): Not available with C tolerance <±10%



PMB / RMB - (Expanded range; new lugs)

Metallized polypropylene film capacitor

MKP - Snubber/pulse - High current - (RMB: small size)



Ur Vdc	Urms Vac ⁽⁴⁾	UpK Vdc	Cap. µF	Dimension in mm			du/dt V/µs	Ipeak A	Irms ⁽²⁾ A	ESR ⁽³⁾ mΩ	ICEL Code ⁽¹⁾
				B	H	L					
2500	725	3300	0,1	17	28	42,5	2050	205	9	11	PMB2253100*##B
2500	725	3300	0,1	24,5	27,5	42,5	2050	205	9	11	PMB2253100*##
2500	725	3000	0,15	17	28	42,5	1600	240	9,5	10,7	RMB2253150*##
2500	725	3300	0,15	24,5	27,5	42,5	2050	307,5	12	7,1	PMB2253150*##
2500	725	3000	0,22	17	32	42	1600	352	11,5	7,3	RMB2253220*##
2500	725	3000	0,22	24,5	27,5	42,5	1600	352	11,5	7,3	RMB2253220*##A
2500	725	3300	0,22	33,5	35,5	42,5	2050	451	16	5,2	PMB2253220*##
2500	725	3000	0,27	22	33,5	42,5	1600	432	13,5	6,1	RMB2253270*##
2500	725	3300	0,27	28	37	42,5	2050	553,5	18	4,5	PMB2253270*##
2500	725	3300	0,33	33,5	35,5	42,5	2050	676,5	19,5	3,8	PMB2253330*##
2500	725	3300	0,39	30	45	42,5	2050	799,5	23,5	3,4	PMB2253390*##
2500	725	3000	0,47	30	45	42,5	1600	752	19,5	4,7	RMB2253470*##
2500	725	3300	0,47	33	45	42,5	2050	963,5	26	3,1	PMB2253470*##
2500	725	3300	0,56	30	45	57,5	1150	644	23,5	3,5	PMB2253680*##
2500	725	3000	0,68	30	45	57,5	930	632,4	20	5	RMB2253680*##
2500	725	3300	0,68	35	50	57,5	1150	782	26	3,2	PMB2253680*##
2500	725	3000	0,82	30	45	57,5	930	762,6	22	4,5	RMB2253820*##
2500	725	3300	0,82	35	50	57,5	1150	943	29	2,9	PMB2253820*##
2500	725	3000	1	35	50	57,5	930	930	24	4,1	RMB2254100*##
2500	725	3300	1	38	57,5	57,5	1150	1150	32	2,7	PMB2254100*##
2500	725	3000	1,2	35	50	57,5	930	1116	26	3,6	RMB2254120*##
2500	725	3000	1,5	38	57,5	57,5	930	1395	30	3,2	RMB2254150*##
3000	750	4000	0,047	17	28	42,5	2500	117,5	7	16,5	PMB2302470*##B
3000	750	4000	0,047	24,5	27,5	42,5	2500	117,5	7,5	16,5	PMB2302470*##
3000	750	4000	0,068	17	28	42,5	2500	170	9	11,5	PMB2302680*##B
3000	750	4000	0,068	24,5	27,5	42,5	2500	170	9	11,5	PMB2302680*##
3000	750	3500	0,1	17	28	42,5	2050	205	7,5	15,5	RMB2303100*##
3000	750	4000	0,1	22	30	42,5	2500	250	12,5	8,5	PMB2303100*##A
3000	750	4000	0,1	33,5	35,5	42,5	2500	250	12,5	8,5	PMB2303100*##
3000	750	3500	0,15	22	30	42,5	2050	307,5	10,5	10,2	RMB2303150*##
3000	750	4000	0,15	28	37	42,5	2500	375	15,5	5,9	PMB2303150*##A
3000	750	4000	0,15	33,5	35,5	42,5	2500	375	15,5	5,9	PMB2303150*##
3000	750	3500	0,22	28	37	42,5	2050	451	14,5	7,3	RMB2303220*##A
3000	750	3500	0,22	33,5	35,5	42,5	2050	451	14,5	7,3	RMB2303220*##
3000	750	4000	0,22	33	45	42,5	2500	550	21	4,3	PMB2303220*##
3000	750	3500	0,33	33,5	35,5	42,5	2050	676,5	17	5,4	RMB2303330*##
3000	750	4000	0,33	30	45	57,5	1400	462	21,5	4,3	PMB2303330*##
3000	750	3500	0,47	33	45	42,5	2050	963,5	21,5	4,3	RMB2303470*##
3000	750	4000	0,47	35	50	57,5	1400	658	26	3,8	PMB2303470*##
3000	750	4000	0,56	38	57,5	57,5	1400	784	29	3,5	PMB2303560*##
3000	750	3500	0,68	35	50	57,5	1150	782	22	5,1	RMB2303680*##
3000	750	3500	0,82	35	50	57,5	1150	943	24,5	4,5	RMB2303820*##
3000	750	3500	1	38	57,5	57,5	1150	1150	28	3,9	RMB2304100*##

⁽¹⁾Change the * symbol with the needed capacitance tolerance code: J=±5%, K=±10%, M=±20% and the ## characters with the needed style code - ⁽²⁾Maximum values at 100kHz, +70°C for case operating T= +85°C (PMB only: at T amb. >+70°C and T case>+85°C voltage and current de-rating must be observed), C tol. ≤ ±10% (for wider C tolerances, ESR variation must be taken in consideration) - ⁽³⁾Typical values at 100kHz (for operating frequencies far from the reference, ESR variation and related power dissipation variation must be taken in consideration) - ⁽⁴⁾Not suitable for across the line application - (^): Not available with C tolerance <±10%