OLE WOLFF

SMD POWER INDUCTORS

OWIEP147H TYPE

FEATURES

1. Various high power inductors are superior to be high saturation for surface mounting.

APPLICATIONS

1. Power supply for VTR, OA equipment.
2. LCD television set, notebook PC.
3. Portable communication, equipments.
4. DC/DC converters, etc.

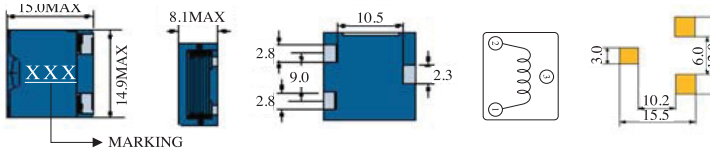

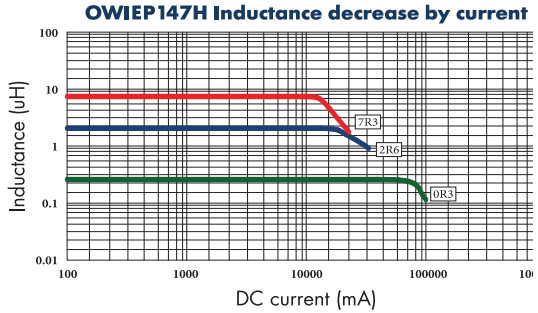

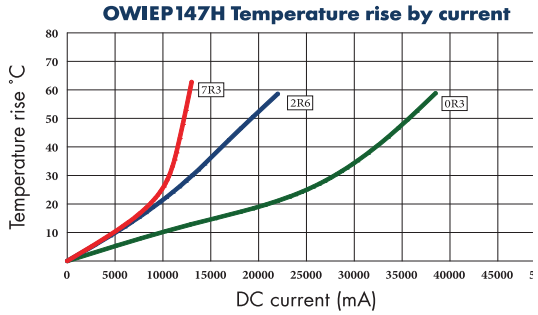

ELECTRICAL CHARACTERISTICS FOR OWIEP147H SERIES

Part Number	Inductance (uH)[1]	Test Frequency	DC Resistance (Ω MAX)[2]	Saturation Current (A)[3]	Temperature Current (A)[4]
OWIEP147H-R30	0.3	100KHZ	2.10m	70.0	23.0
OWIEP147H-R70	0.7	100KHZ	2.65m	46.4	20.0
OWIEP147H-1R2	1.2	100KHZ	3.50m	35.7	19.5
OWIEP147H-1R8	1.8	100KHZ	3.90m	29.6	16.5
OWIEP147H-2R6	2.6	100KHZ	5.50m	24.4	14.0
OWIEP147H-3R5	3.5	100KHZ	7.50m	20.8	13.5
OWIEP147H-4R7	4.7	100KHZ	7.80m	17.6	11.5
OWIEP147H-5R9	5.9	100KHZ	9.85m	16.4	10.5
OWIEP147H-7R3	7.3	100KHZ	13.3m	14.6	9.0

1. Inductance tested at 0.25V. Tolerance of inductance:
   0.3uH: ±30%(N) 0.7uH~7.3uH: ±20%(M)
2. DCR test temp. limits 25°C.
3. This indicates the value of current when the inductance is 25°
   lower than its initial value at D.C. superposition or D.C. curren
4. To load current onto the components under normal ambienc
   which cause the temp, change as Δt=40°C or more lower
   current.
5. Please refer saturated current or the minimum temperature
   current as standard.

www.owolff.com