



OWIMD4D12 TYPE

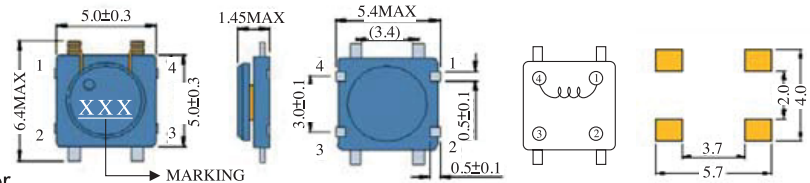


FEATURES

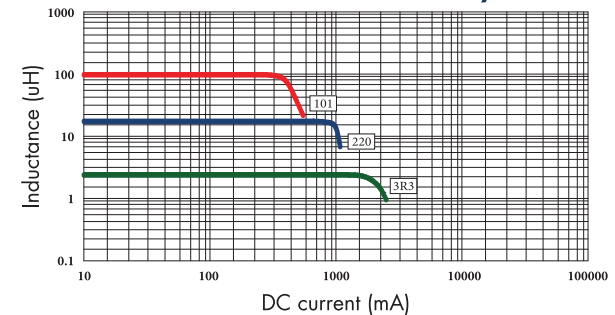
- 1. LOW Profile (1.45mm max. height) and 6.3mm square.
- 2. Various high power inductors are superior to be high saturation for surface mounting.

APPLICATIONS

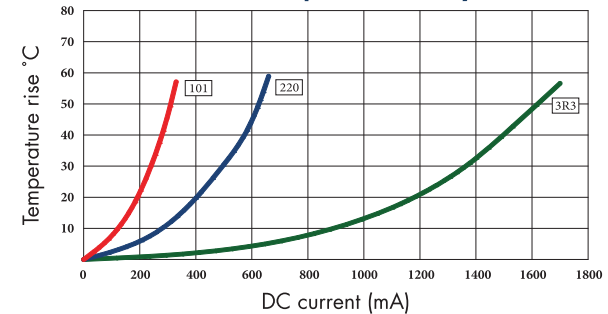
- 1. Power supply for VTR, OA equipment.
- 2. LCD television set, notebook PC.
- 3. Portable communication, equipments.
- 4. DC/DC converters, etc.



OWIMD4D12 Inductance decrease by current



OWIMD4D12 Temperature rise by current



ELECTRICAL CHARACTERISTICS FOR OWIMD4D12 SERIES

Part Number	Inductance (µH) ⁽¹⁾	Test Frequency	DC Resistance (Ω MAX) ⁽²⁾	Saturation Current (A) ⁽³⁾	Temperature Current (A) ⁽⁴⁾
OWIMD4D12-3R3	3.3	100KHZ	0.20	1.55	1.38
OWIMD4D12-4R7	4.7	100KHZ	0.25	1.37	1.15
OWIMD4D12-6R8	6.8	100KHZ	0.35	1.12	1.00
OWIMD4D12-100	10	100KHZ	0.48	1.10	0.78
OWIMD4D12-150	15	100KHZ	0.75	0.82	0.62
OWIMD4D12-220	22	100KHZ	1.10	0.67	0.50
OWIMD4D12-330	33	100KHZ	1.40	0.55	0.40
OWIMD4D12-470	47	100KHZ	2.25	0.45	0.33
OWIMD4D12-680	68	100KHZ	3.00	0.37	0.29
OWIMD4D12-101	100	100KHZ	4.00	0.30	0.24

- 1. Inductance tested at 0.25V. Tolerance of inductance:±20%(M)
- 2. DCR test temp. limits 25 °C.
- 3. This indicates the value of current when the inductance is 10% lower than its initial value at D.C. superposition or D.C. current.
- 4. To load current onto the components under normal ambience, which cause the temp, change as Δt=40 °C or more lower current.
- 5. Please refer saturated current or the minimum temperature current as standard.