



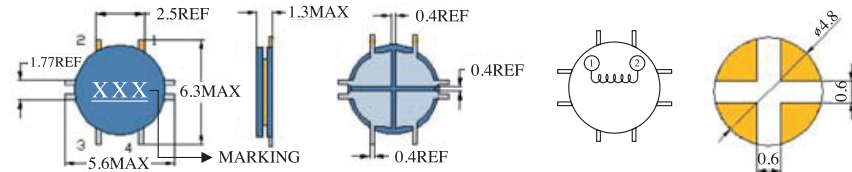
OWIH4312 TYPE

FEATURES

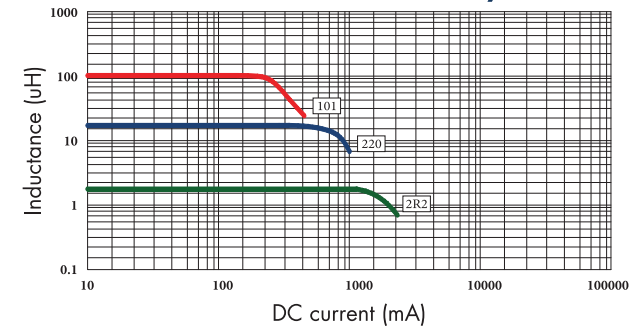
- 1. Various high power inductors are superior to be high saturation for surface mounting.

APPLICATIONS

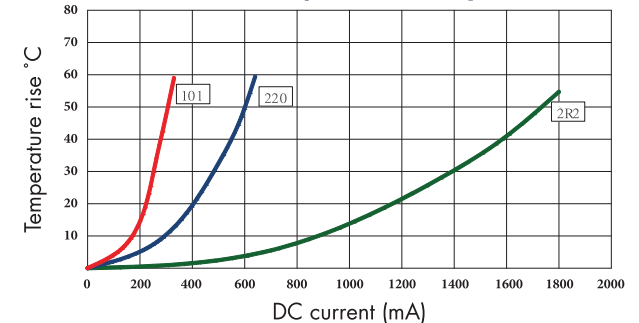
- 1. Power supply for VTR, OA equipment.
- 2. LCD television set, notebook PC.
- 3. Portable communication, equipments.
- 4. DC/DC converters, etc.



OWIH4312 Inductance decrease by current



OWIH4312 Temperature rise by current



ELECTRICAL CHARACTERISTICS FOR OWIH4312 SERIES

Part Number	Inductance (uH) ⁽¹⁾	Test Frequency	DC Resistance (Ω MAX) ⁽²⁾	Saturation Current (A) ⁽³⁾	Temperature Current (A) ⁽⁴⁾
OWIH4312-2R2	2.2	100KHZ	104m	1.30	1.38
OWIH4312-3R3	3.3	100KHZ	145m	1.00	1.20
OWIH4312-4R7	4.7	100KHZ	200m	0.84	1.00
OWIH4312-6R8	6.8	100KHZ	270m	0.74	0.88
OWIH4312-100	10	100KHZ	403m	0.56	0.74
OWIH4312-120	12	100KHZ	456m	0.53	0.64
OWIH4312-150	15	100KHZ	570m	0.50	0.62
OWIH4312-180	18	100KHZ	690m	0.45	0.56
OWIH4312-220	22	100KHZ	930m	0.37	0.50
OWIH4312-270	27	100KHZ	1.00	0.35	0.45
OWIH4312-330	33	100KHZ	1.32	0.33	0.40
OWIH4312-390	39	100KHZ	1.55	0.28	0.38
OWIH4312-470	47	100KHZ	1.72	0.26	0.34
OWIH4312-560	56	100KHZ	1.95	0.25	0.32
OWIH4312-680	68	100KHZ	2.60	0.23	0.30
OWIH4312-820	82	100KHZ	2.95	0.21	0.28
OWIH4312-101	100	100KHZ	3.36	0.18	0.26

- 1. Inductance tested at 0.25V. Tolerance of inductance: ±20%(M)
- 2. DCR test temp. limits 25 °C.
- 3. This indicates the value of current when the inductance is 10% lower than its initial value at D.C. superposition or D.C. current.
- 4. To load current onto the components under normal ambience, which cause the temp. change as Δt=40 °C or more lower current.
- 5. Please refer saturated current or the minimum temperature current as standard.