



OWI53 TYPE

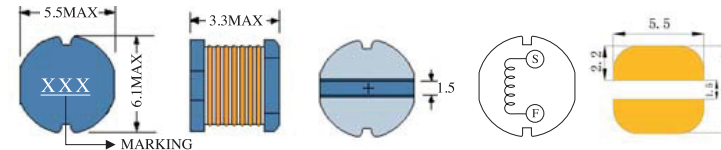


FEATURES

1. Various high power inductors are superior to be high saturation for surface mounting.

APPLICATIONS

1. Power supply for VTR, OA equipment.
2. LCD television set, notebook PC.
3. Portable communication, equipments.
4. DC/DC converters, etc.

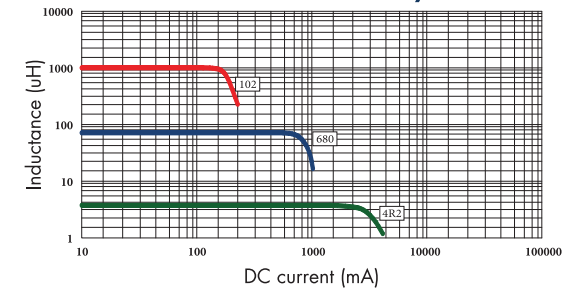


ELECTRICAL CHARACTERISTICS FOR OWI53 SERIES

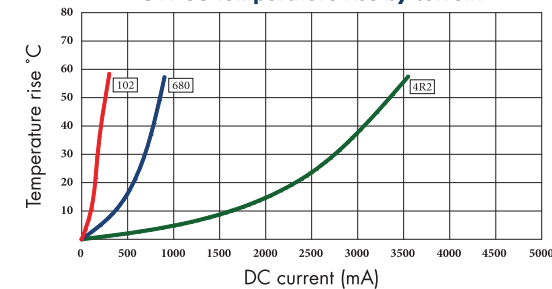
Part Number	Inductance (uH) ⁽¹⁾	Test Frequency	DC Resistance (Ω MAX) ⁽²⁾	Saturation Current (A) ⁽³⁾	Temperature Current (A) ⁽⁴⁾
OWI53-4R2	4.2	7.96MHZ	70m	1.85	2.60
OWI53-6R2	6.2	7.96MHZ	85m	1.75	2.20
OWI53-100	10	2.52MHZ	0.11	1.30	1.85
OWI53-120	12	2.52MHZ	0.13	1.23	1.60
OWI53-150	15	2.52MHZ	0.16	1.10	1.50
OWI53-180	18	2.52MHZ	0.18	1.05	1.40
OWI53-220	22	2.52MHZ	0.23	0.93	1.30
OWI53-270	27	2.52MHZ	0.25	0.84	1.20
OWI53-330	33	2.52MHZ	0.30	0.76	1.02
OWI53-390	39	2.52MHZ	0.35	0.68	0.95
OWI53-470	47	2.52MHZ	0.43	0.63	0.85
OWI53-560	56	2.52MHZ	0.54	0.59	0.78
OWI53-680	68	2.52MHZ	0.59	0.53	0.70
OWI53-820	82	2.52MHZ	0.72	0.48	0.62
OWI53-101	100	1KHZ	0.92	0.45	0.56
OWI53-121	120	1KHZ	1.01	0.42	0.52
OWI53-151	150	1KHZ	1.3	0.38	0.46
OWI53-181	180	1KHZ	1.6	0.35	0.40
OWI53-221	220	1KHZ	1.8	0.32	0.38
OWI53-271	270	1KHZ	2.4	0.30	0.35
OWI53-331	330	1KHZ	3.2	0.28	0.31
OWI53-391	390	1KHZ	3.5	0.26	0.29
OWI53-471	470	1KHZ	4.2	0.20	0.25
OWI53-561	560	1KHZ	4.9	0.19	0.22
OWI53-681	680	1KHZ	6.7	0.18	0.20
OWI53-821	820	1KHZ	7.8	0.15	0.18
OWI53-102	1000	1KHZ	8.8	0.13	0.17

www.owloff.com

OWI53 Inductance decrease by current



OWI53 Temperature rise by current



1. Inductance tested at 0.25V. Tolerance of inductance: $\pm 20\%$ (M)
2. DCR test temp. limits 25 °C.
3. This indicates the value of current when the inductance is 10% lower than its initial value at D.C. superposition or D.C. current.
4. To load current onto the components under normal ambience, which cause the temp. change as $\Delta t=40$ °C or more lower current.
5. Please refer saturated current or the minimum temperature current as standard.