



OWI511MF TYPE

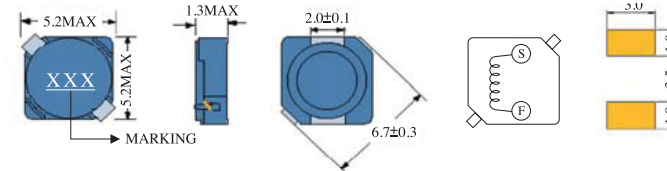


FEATURES

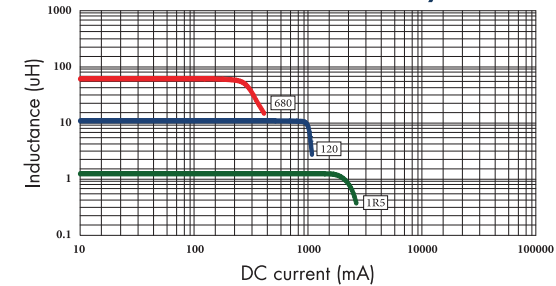
1. Various high power inductors are superior to be high saturation for surface mounting.

APPLICATIONS

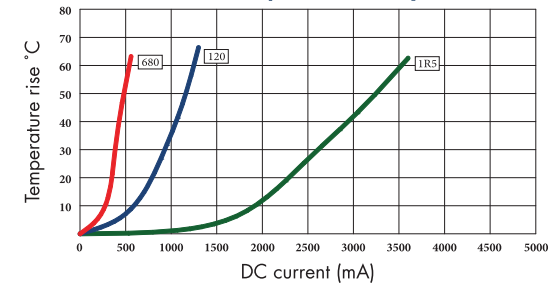
1. Power supply for VTR, OA equipment.
2. LCD television set, notebook PC.
3. Portable communication, equipments.
4. DC/DC converters, etc.



OWI511MF Inductance decrease by current



OWI511MF Temperature rise by current



ELECTRICAL CHARACTERISTICS FOR OWI511MF SERIES

Part Number	Inductance (µH) ⁽¹⁾	Test Frequency	DC Resistance (Ω MAX) ⁽²⁾	Saturation Current (A) ⁽³⁾	Temperature Current (A) ⁽⁴⁾
OWI511MF-1R5	1.5	100KHZ	70m	1.60	2.50
OWI511MF-2R2	2.2	100KHZ	112m	1.38	2.20
OWI511MF-3R3	3.3	100KHZ	120m	1.09	1.80
OWI511MF-4R7	4.7	100KHZ	140m	0.90	1.51
OWI511MF-5R6	5.6	100KHZ	145m	0.83	1.25
OWI511MF-6R8	6.8	100KHZ	175m	0.71	1.15
OWI511MF-8R6	8.6	100KHZ	215m	0.63	1.00
OWI511MF-100	10	100KHZ	238m	0.59	0.96
OWI511MF-120	12	100KHZ	300m	0.56	0.92
OWI511MF-150	15	100KHZ	340m	0.50	0.86
OWI511MF-180	18	100KHZ	420m	0.42	0.80
OWI511MF-220	22	100KHZ	475m	0.40	0.76
OWI511MF-270	27	100KHZ	560m	0.32	0.70
OWI511MF-330	33	100KHZ	816m	0.30	0.58
OWI511MF-390	39	100KHZ	915m	0.25	0.52
OWI511MF-470	47	100KHZ	1.16	0.20	0.46
OWI511MF-560	56	100KHZ	1.32	0.18	0.42
OWI511MF-680	68	100KHZ	1.64	0.15	0.37

www.owolff.com

1. Inductance tested at 0.25V. Tolerance of inductance:±20%(M)
2. DCR test temp. limits 25 °C.
3. This indicates the value of current when the inductance is 10% lower than its initial value at D.C. superposition or D.C. current.
4. To load current onto the components under normal ambience, which cause the temp. change as Δt=40 °C or more lower current.
5. Please refer saturated current or the minimum temperature current as standard.