



OWI1704 TYPE

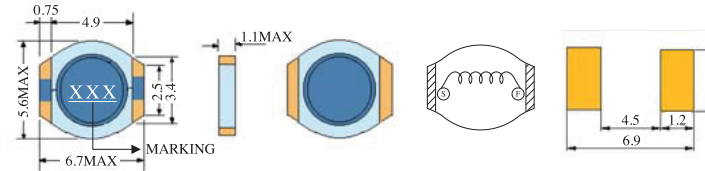


FEATURES

1. Various high power inductors are superior to be high saturation for surface mounting.

APPLICATIONS

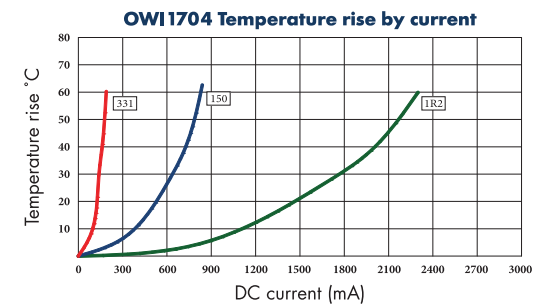
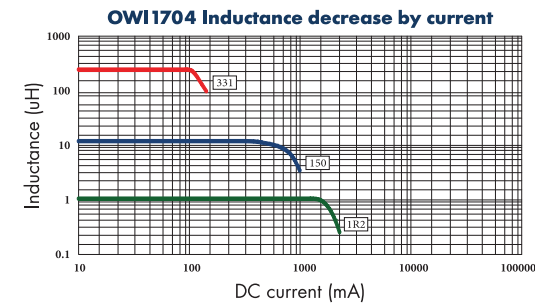
1. Power supply for VTR, OA equipment.
2. LCD television set, notebook PC.
3. Portable communication, equipments.
4. DC/DC converters, etc.



ELECTRICAL CHARACTERISTICS FOR OWI1704 SERIES

Part Number	Inductance (uH) ⁽¹⁾	Test Frequency	DC Resistance (Ω MAX) ⁽²⁾	Saturation Current (A) ⁽³⁾	Temperature Current (A) ⁽⁴⁾
OWI1704-1R2	1.2	100KHZ	0.12	1.50	1.70
OWI1704-1R5	1.5	100KHZ	0.14	1.05	1.50
OWI1704-2R2	2.2	100KHZ	0.15	0.90	1.35
OWI1704-3R3	3.3	100KHZ	0.19	0.80	1.25
OWI1704-4R7	4.7	100KHZ	0.25	0.68	1.00
OWI1704-6R8	6.8	100KHZ	0.32	0.60	0.88
OWI1704-100	10	100KHZ	0.41	0.50	0.68
OWI1704-150	15	100KHZ	0.66	0.40	0.60
OWI1704-220	22	100KHZ	0.96	0.32	0.48
OWI1704-330	33	100KHZ	1.50	0.25	0.40
OWI1704-470	47	100KHZ	2.16	0.20	0.35
OWI1704-680	68	100KHZ	3.40	0.18	0.27
OWI1704-101	100	100KHZ	4.60	0.16	0.23
OWI1704-151	150	100KHZ	6.40	0.13	0.19
OWI1704-221	220	100KHZ	8.30	0.10	0.16
OWI1704-331	330	100KHZ	15.0	0.09	0.13

www.owloff.com



1. Inductance tested at 0.25V. Tolerance of inductance:
1.2uH~1.5uH: ±30%(N) 2.2uH~330uH: ±20%(M)
2. DCR test temp. limits 25°C.
3. This indicates the value of current when the inductance is 10% lower than its initial value at D.C. superposition or D.C. current.
4. To load current onto the components under normal ambience, which cause the temp. change as Δt=40°C or more lower current.
5. Please refer saturated current or the minimum temperature current as standard.