



OWIRH6D28 TYPE

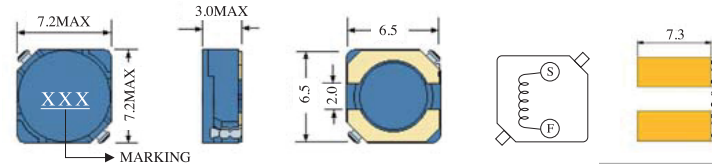


FEATURES

1. Various high power inductors are superior to be high saturation for surface mounting.

APPLICATIONS

1. Power supply for VTR, OA equipment.
2. LCD television set, notebook PC.
3. Portable communication, equipments.
4. DC/DC converters, etc.

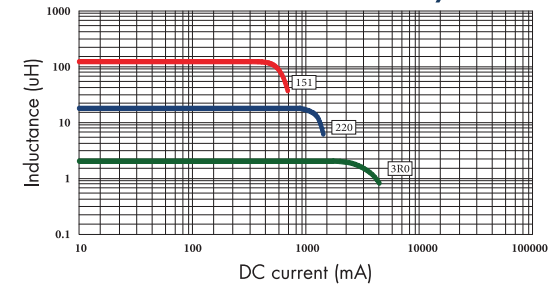


ELECTRICAL CHARACTERISTICS FOR OWIRH6D28 SERIES

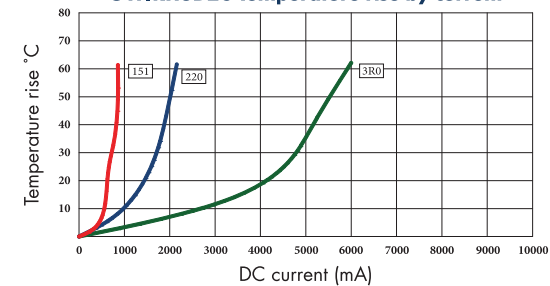
Part Number	Inductance (uH) ⁽¹⁾	Test Frequency	DC Resistance (Ω MAX) ⁽²⁾	Saturation Current (A) ⁽³⁾	Temperature Current (A) ⁽⁴⁾
OWIRH6D28-3R0	3.0	10KHZ	24m	3.00	4.70
OWIRH6D28-3R9	3.9	10KHZ	27m	2.60	4.50
OWIRH6D28-5R0	5.0	10KHZ	31m	2.40	4.00
OWIRH6D28-6R0	6.0	10KHZ	35m	2.25	3.60
OWIRH6D28-7R3	7.3	10KHZ	54m	2.10	3.23
OWIRH6D28-8R6	8.6	10KHZ	58m	1.85	2.90
OWIRH6D28-100	10	10KHZ	65m	1.70	2.60
OWIRH6D28-120	12	10KHZ	70m	1.55	2.34
OWIRH6D28-150	15	10KHZ	84m	1.40	2.10
OWIRH6D28-180	18	10KHZ	95m	1.32	1.89
OWIRH6D28-220	22	10KHZ	128m	1.20	1.70
OWIRH6D28-270	27	10KHZ	142m	1.05	1.62
OWIRH6D28-330	33	10KHZ	165m	0.97	1.37
OWIRH6D28-390	39	10KHZ	210m	0.86	1.23
OWIRH6D28-470	47	10KHZ	238m	0.80	1.17
OWIRH6D28-560	56	10KHZ	277m	0.73	1.11
OWIRH6D28-680	68	10KHZ	304m	0.65	0.99
OWIRH6D28-820	82	10KHZ	390m	0.60	0.89
OWIRH6D28-101	100	10KHZ	535m	0.54	0.80
OWIRH6D28-121	120	10KHZ	580m	0.45	0.72
OWIRH6D28-151	150	10KHZ	615m	0.42	0.68

www.owolff.com

OWIRH6D28 Inductance decrease by current



OWIRH6D28 Temperature rise by current



1. Inductance tested at 0.25V. Tolerance of inductance: ±30%(N)
2. DCR test temp. limits 25 °C.
3. This indicates the value of current when the inductance is 35% lower than its initial value at D.C. superposition or D.C. current.
4. To load current onto the components under normal ambience, which cause the temp. change as Δt=40 °C or more lower current.
5. Please refer saturated current or the minimum temperature current as standard.