



OWIRH64 TYPE

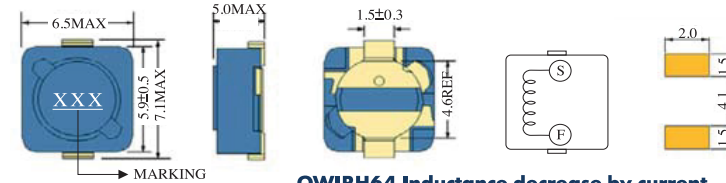


FEATURES

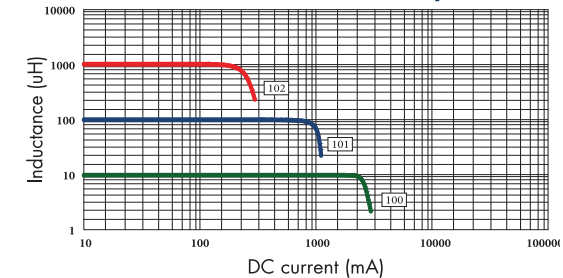
1. Various high power inductors are superior to be high saturation for surface mounting.

APPLICATIONS

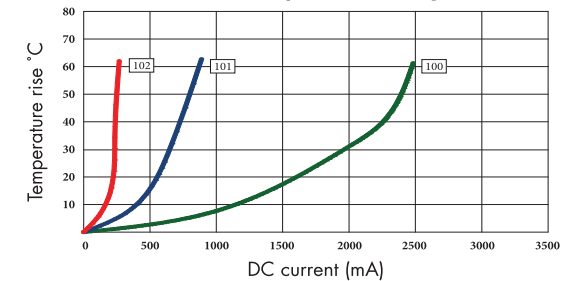
1. Power supply for VTR, OA equipment.
2. LCD television set, notebook PC.
3. Portable communication, equipments.
4. DC/DC converters, etc.



OWIRH64 Inductance decrease by current



OWIRH64 Temperature rise by current



1. Inductance tested at 0.25V. Tolerance of inductance: ±20%(M)
2. DCR test temp. limits 25 °C.
3. This indicates the value of current when the inductance is 25% lower than its initial value at D.C. superposition or D.C. current.
4. To load current onto the components under normal ambience, which cause the temp. change as Δt=40 °C or more lower current.
5. Please refer saturated current or the minimum temperature current as standard.

ELECTRICAL CHARACTERISTICS FOR OWIRH64 SERIES

Part Number	Inductance (µH) ⁽¹⁾	Test Frequency	DC Resistance (Ω MAX) ⁽²⁾	Saturation Current (A) ⁽³⁾	Temperature Current (A) ⁽⁴⁾
OWIRH64-100	10	1KHZ	0.12	1.35	2.00
OWIRH64-120	12	1KHZ	0.13	1.22	1.80
OWIRH64-150	15	1KHZ	0.18	1.11	1.62
OWIRH64-180	18	1KHZ	0.24	1.02	1.45
OWIRH64-220	22	1KHZ	0.27	0.91	1.30
OWIRH64-270	27	1KHZ	0.30	0.82	1.17
OWIRH64-330	33	1KHZ	0.33	0.74	1.05
OWIRH64-390	39	1KHZ	0.37	0.69	0.95
OWIRH64-470	47	1KHZ	0.52	0.62	0.90
OWIRH64-560	56	1KHZ	0.56	0.58	0.85
OWIRH64-680	68	1KHZ	0.63	0.51	0.80
OWIRH64-820	82	1KHZ	0.71	0.46	0.72
OWIRH64-101	100	1KHZ	1.03	0.42	0.64
OWIRH64-121	120	1KHZ	1.15	0.38	0.57
OWIRH64-151	150	1KHZ	1.68	0.35	0.51
OWIRH64-181	180	1KHZ	1.87	0.32	0.48
OWIRH64-221	220	1KHZ	2.08	0.29	0.46
OWIRH64-271	270	1KHZ	2.37	0.26	0.45
OWIRH64-331	330	1KHZ	2.67	0.23	0.42
OWIRH64-391	390	1KHZ	2.94	0.22	0.40
OWIRH64-471	470	1KHZ	3.93	0.20	0.38
OWIRH64-561	560	1KHZ	5.43	0.18	0.36
OWIRH64-681	680	1KHZ	7.32	0.17	0.30
OWIRH64-821	820	1KHZ	8.24	0.15	0.24
OWIRH64-102	1000	1KHZ	9.26	0.14	0.21