



OWIR105B TYPE

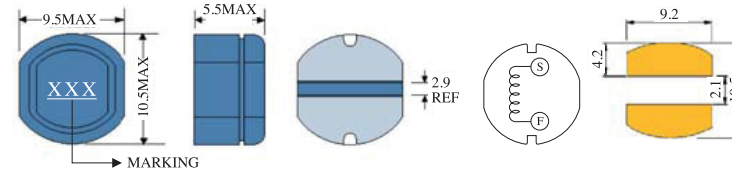


FEATURES

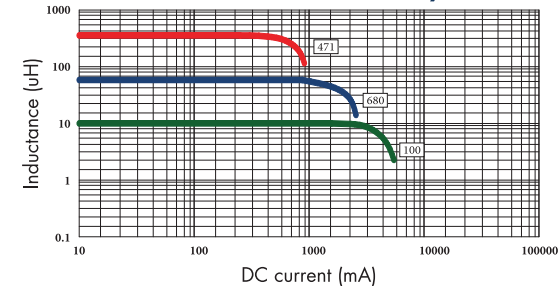
1. Various high power inductors are superior to be high saturation for surface mounting.

APPLICATIONS

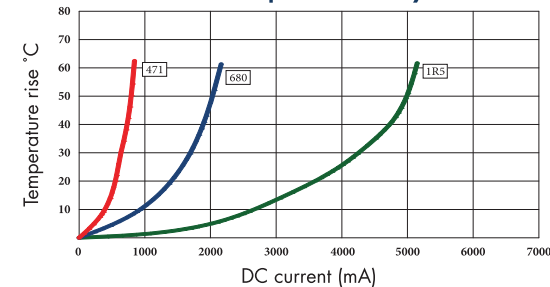
1. Power supply for VTR, OA equipment.
2. LCD television set, notebook PC.
3. Portable communication, equipments.
4. DC/DC converters, etc.



OWIR105B Inductance decrease by current



OWIR105B Temperature rise by current



1. Inductance tested at 0.25V. Tolerance of inductance: $\pm 20\%$ (M)
2. DCR test temp. limits 25°C.
3. This indicates the value of current when the inductance is 10% lower than its initial value at D.C. superposition or D.C. current.
4. To load current onto the components under normal ambience, which cause the temp. change as $\Delta t = 40^\circ\text{C}$ or more lower current.
5. Please refer saturated current or the minimum temperature current as standard.

ELECTRICAL CHARACTERISTICS FOR OWIR105B SERIES

Part Number	Inductance (uH) ⁽¹⁾	Test Frequency	DC Resistance (Ω MAX) ⁽²⁾	Saturation Current (A) ⁽³⁾	Temperature Current (A) ⁽⁴⁾
OWIR105B-100	10	7.96KHZ	0.06	2.06	4.40
OWIR105B-120	12	7.96KHZ	0.07	1.94	4.00
OWIR105B-150	15	7.96KHZ	0.07	1.72	3.60
OWIR105B-180	18	7.96KHZ	0.08	1.58	3.24
OWIR105B-220	22	7.96KHZ	0.08	1.42	2.92
OWIR105B-270	27	7.96KHZ	0.10	1.32	2.63
OWIR105B-330	33	2.52KHZ	0.11	1.16	2.37
OWIR105B-390	39	2.52KHZ	0.12	1.10	2.14
OWIR105B-470	47	2.52KHZ	0.14	1.00	1.93
OWIR105B-560	56	2.52KHZ	0.19	0.93	1.74
OWIR105B-680	68	2.52KHZ	0.21	0.85	1.66
OWIR105B-820	82	2.52KHZ	0.28	0.79	1.57
OWIR105B-101	100	1KHZ	0.34	0.72	1.42
OWIR105B-121	120	1KHZ	0.37	0.63	1.28
OWIR105B-151	150	1KHZ	0.51	0.55	1.16
OWIR105B-181	180	1KHZ	0.57	0.50	1.05
OWIR105B-221	220	1KHZ	0.78	0.47	0.90
OWIR105B-271	270	1KHZ	0.87	0.41	0.86
OWIR105B-331	330	1KHZ	1.20	0.37	0.78
OWIR105B-391	390	1KHZ	1.34	0.35	0.70
OWIR105B-471	470	1KHZ	1.50	0.33	0.63

www.owolff.com