



OLE WOLFF

SMD POWER INDUCTORS

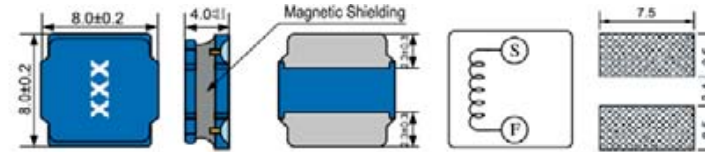
OWINR8040 TYPE

FEATURES

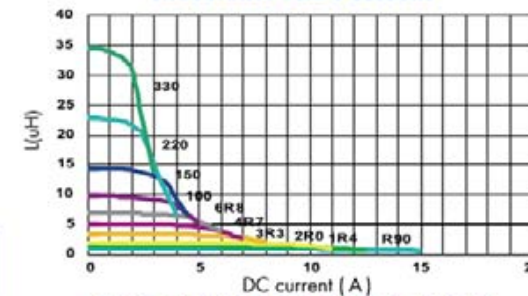
1. Ultra low buzz noise levels;
2. Low EMI;
3. Higher current and efficiency.

APPLICATIONS

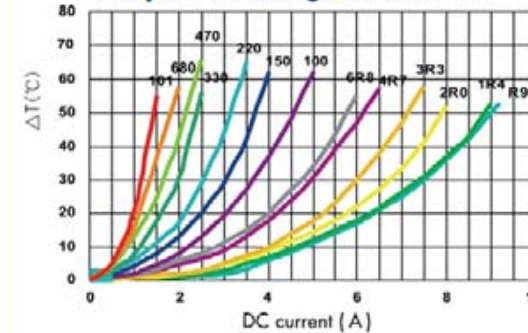
1. LED lighting;
2. Mobile phones, devices and base stations;
3. Portable gaming devices, navigation systems;
4. Automotive systems;
5. TVs, set top boxes;
6. Computers and Servers.



Inductance vs. DC Current



Temperature Change vs. DC Current



1. L: Agilent/HP 4284A + Agilent/HP 16334A, 100KHz with 1V; Tolerance : M = ±20% , N = ±30%.
2. DCR : Digital Milliohm Meter Chroma 16502, or equivalent.
3. Inductance drop 30% from its value without current.
4. For a 40°C rise above 25°C ambient.
5. Operating temperature range: -40°C ~ 125°C. (Including self-temperature rise).

ELECTRICAL CHARACTERISTICS FOR OWINR8040 SERIES

Part Number	Inductance (uH) ⁽¹⁾	Test Frequency	DC Resistance (Ω±30%) ⁽²⁾	Saturation Current (A) ⁽³⁾	Temperature Current (A) ⁽⁴⁾
OWINR8040-R90	0.9	100KHz	7m	13.80	8.05
OWINR8040-1R0	1.0	100KHz	7.5m	13.00	7.95
OWINR8040-1R4	1.4	100KHz	9m	10.80	7.80
OWINR8040-1R5	1.5	100KHz	9.5m	10.08	7.70
OWINR8040-2R0	2.0	100KHz	11m	9.60	7.40
OWINR8040-2R2	2.2	100KHz	11.5m	9.20	7.20
OWINR8040-2R5	2.5	100KHz	13m	8.20	6.30
OWINR8040-3R3	3.3	100KHz	15m	7.50	6.00
OWINR8040-4R7	4.7	100KHz	18m	6.00	5.50
OWINR8040-5R6	5.6	100KHz	23m	5.70	5.20
OWINR8040-6R8	6.8	100KHz	25m	5.40	5.10
OWINR8040-100	10	100KHz	38m	4.30	3.80
OWINR8040-120	12	100KHz	45m	3.80	3.50
OWINR8040-150	15	100KHz	50m	3.60	3.20
OWINR8040-180	18	100KHz	68m	3.10	2.70
OWINR8040-220	22	100KHz	80m	2.80	2.60
OWINR8040-330	33	100KHz	110m	2.30	2.00
OWINR8040-470	47	100KHz	160m	1.90	1.75
OWINR8040-680	68	100KHz	240m	1.70	1.45
OWINR8040-101	100	100KHz	340m	1.40	1.10
OWINR8040-121	120	100KHz	425m	1.10	1.00
OWINR8040-151	150	100KHz	480m	1.00	0.90
OWINR8040-221	220	100KHz	670m	0.94	0.60
OWINR8040-271	270	100KHz	900m	0.83	0.55
OWINR8040-821	820	100KHz	2800m	0.40	0.38

www.owolff.com