




TRANSFORMERS AND CHOKES CATALOGUE



CONTENTS

OWPK Non-Shielded PIN Type Inductors	page 1
OWDR Non-Shielded PIN Type Easy PCB Mount Inductors	page 2
OWDR Shielded PIN Type Easy PCB Mount Inductors	page 3
OWPT Toroidal Inductors (Single Winding) .	page 4
OWPTC Toroidal Inductors (Single Winding With Case)	page 5
OWLPT Common Mode Toroidal Chokes (Vertical Mount With Base)	page 6
OWWPT Common Mode Toroidal Chokes (Horizontal Mount with Base)	page 7
OWLPTK Common Mode Toroidal Chokes (Vertical Mount With Case)	page 8
OWLPTWK Common Mode Toroidal Chokes (Horizontal Mount With Case)	page 9
UU EE ET Type Common Mode Chokes	page 10
SMD Type Common Mode Chokes	page 13
PIN Type Transformers	page 15
SMD Type Transformers	page 29

OWPK TYPE



FEATURES

Small Size
Low Cost
High Reliability
Wide Inductance Range

APPLICATIONS

Power Inductors.
Communication
Household appliances.
Electronic toys and games.

NUMBERING SYSTEM

Example: **OWPK0810-100**

OWPK0810 - Series Name
100 - Inductance

ELECTRICAL CHARACTERISTIC

Series Name	Inductance (uH) ※	DCR(max) (Ω)	IDC(max) (A)	Series Name	Inductance (uH) ※	DCR(max) (Ω)	IDC(max) (A)
OWPK0406	1.0~1000	30m~8.9	0.12~3.0	OWPK1016	1.0~1000	10m~1.2	0.8~9.0
OWPK0608	1.0~1000	15m~3.3	0.15~3.0	OWPK1216	22~10000	34m~11.7	0.1~9.0
OWPK0810	1.0~1000	15m~1.8	0.27~4.5	OWPK1415	22~10000	24m~7.15	0.13~6.0
OWPK0912	1.0~1000	15m~1.82	0.3~5.0	OWPK1419	22~10000	23m~7.92	0.14~10.0
OWPK1012	1.0~1000	10m~1.39	0.5~6.0	OWPK1618	22~10000	30m~8.4	0.14~15.0

※Remark: The Test Frequency is 1KHz / 0.25V.

MECHANICAL DIMENSIONS

Unit: mm

	Series Name	A(±0.5)	B(±0.5)	C(±1.0)	D(±0.5)	E(Φ±0.1)
	OWPK0406	4	6	5	2	0.50
OWPK0608	6	8	5	3	0.65	
OWPK0810	8	10	5	5	0.65	
OWPK0912	9	12	5	5	0.8	
OWPK1012	10	12	5	6	0.8	
OWPK1016	10	16	5	6	0.8	
OWPK1216	12	16	5	7.5	1.0	
OWPK1415	14	15	5	7.5	1.0	
OWPK1419	14	19	5	7.5	1.0	
OWPK1618	16	18	5	10	1.0	

STRUCTURE DIAGRAM

	COMPONENT	MATERIALS
	1.Core	Ferrite core
2.Wire	Polyurethane enameled copper wires	
3.Lead wire	Tinned copper wires	
4.Glue	Epoxy resin	

GENERAL CONDITION

Operating temperature range:	-20°C to +105°C(include coil heat)
Storage conditions:	-20°C to +85°C

Contact us for custom spec parts to meet your special requirements.

OWDR TYPE



FEATURES

Small Size
Low Cost
High Reliability
Wide Inductance Range

APPLICATIONS

Power Inductors.
Communication
Household appliances.
Electronic toys and games.

NUMBERING SYSTEM

Example: **OWDR106-101**

OWDR106 - Series Name
101 - Inductance

ELECTRICAL CHARACTERISTIC

Series Name	Inductance (uH) ※	DCR(max) (Ω)	IDC(max) (A)	Series Name	Inductance (uH) ※	DCR(max) (Ω)	IDC(max) (A)
OWDR654	22~1000	180m~7.06	0.13~0.9	OWDR114	6.3~39000	26m~58.0	0.09~4.3
OWDR664	22~1000	110m~4.45	0.19~1.27	OWDR106	10~1000	40m~3.2	0.36~3.6
OWDR855	10~10000	70m~55.7	81m~2.5	OWDR108	10~1000	27m~2.1	0.45~4.5
OWDR875	10~10000	50m~33.0	84m~2.9	OWDR110	10~1000	22m~1.7	0.53~5.3
OWDR895	10~47000	40m~96.4	38m~2.6				

※Remark: When the Inductance $\leq 82\mu\text{H}$, the Test Frequency is 2.52MHz/0.25V; when the Inductance $> 82\mu\text{H}$, the Test Frequency is 1KHz/0.25V.

MECHANICAL DIMENSIONS

Unit: mm

	Series Name	A(±0.5)	B(max)	C(±1.0)	D(±0.5)	E(±0.1)		
	OWDR654	6.0	5.0	4.0	4.0	0.5		
OWDR664	6.0	6.5	4.0	4.0	0.5			
OWDR855	7.8	5.5	5.0	5.0	0.7			
OWDR875	7.8	7.5	5.0	5.0	0.7			
OWDR895	7.8	9.5	5.0	5.0	0.7			
OWDR114	10.0	14.4	5.0	5.0	0.7			
	Series Name	A(±0.5)	B(±0.5)	C(±1.0)	D(±0.5)	E(±0.5)	F(±0.5)	G(±0.1)
	OWDR106	10.0	6.0	3.5	4.0	5.0	6.4	0.7
	OWDR108	10.0	8.0	3.5	4.0	5.0	6.4	0.7
	OWDR110	10.0	10.0	3.5	4.0	5.0	6.4	0.7

STRUCTURE DIAGRAM

	COMPONENT	MATERIALS
	1.Core	Ferrite core
	2.Wire	Polyurethane enameled copper wires
	3.Lead wire	Tinned copper wires
	4.Glue	Epoxy resin

GENERAL CONDITION

Operating temperature range: -20°C to +105°C(include coil heat)
Storage conditions: -20°C to +85°C

Contact us for custom spec parts to meet your special requirements.

OWDR TYPE



FEATURES

Small Size
Low Cost
High Reliability
Wide Inductance Range

APPLICATIONS

Power Inductors.
Communication
Household appliances.
Electronic toys and games.

NUMBERING SYSTEM

Example: **OWDR108D-101**

OWDR108D - Series Name
101 - Inductance

ELECTRICAL CHARACTERISTIC

Series Name	Inductance (uH) ※	DCR(max) (Ω)	IDC(max) (A)	Series Name	Inductance (uH) ※	DCR(max) (Ω)	IDC(max) (A)
OWDR664D	22~1000	130m~5.56	0.14~0.96				
OWDR875D	22~10000	80m~35.0	74m~1.6				
OWDR195D	10~47000	30m~48.8	17m~1.3				
OWDR108D	10~1000	50m~2.30	0.28~2.8				
OWDR110D	10~1000	23m~1.50	0.35~3.15				

※Remark: When the Inductance $\leq 82\mu\text{H}$, the Test Frequency is 2.52MHz/0.25V; when the Inductance $> 82\mu\text{H}$, the Test Frequency is 1KHz/0.25V.

MECHANICAL DIMENSIONS

Unit: mm

	Series Name	A(±0.5)	B(max)	C(±1.0)	D(±0.5)	E(±0.1)		
	OWDR664D	6.0	6.5	4.0	4.0	0.5		
	OWDR875D	7.8	7.5	5.0	5.0	0.7		
	Series Name	A(±0.5)	B(max)	C(±1.0)	D(±0.5)	E(±0.1)		
	OWDR195D	9.0	9.5	5.0	5.0	0.7		
	Series Name	A(max)	B(max)	C(±1.0)	D(±0.5)	E(±0.5)	F(±0.5)	G(±0.1)
	OWDR108D	10.0	8.5	3.5	4.0	5.0	6.4	0.7
	OWDR110D	10.0	10.5	3.5	4.0	5.0	6.4	0.7

STRUCTURE DIAGRAM


	COMPONENT	MATERIALS
	1.Core	Ferrite core
2.Wire	Polyurethane enameled copper wires	
3.Lead wire	Tinned copper wires	
4.Glue	Epoxy resin	

GENERAL CONDITION

Operating temperature range: -20°C to +105°C(include coil heat)
Storage conditions: -20°C to +85°C

Contact us for custom spec parts to meet your special requirements.

OWPT TYPE



FEATURES

Insulation Resistance:
100MΩ at 500VDC
High Reliability
Wide Inductance Range

APPLICATIONS

Power Inductors
Communication
Household appliances
Electronic toys and games.

NUMBERING SYSTEM

Example: **OWPT4452-101**

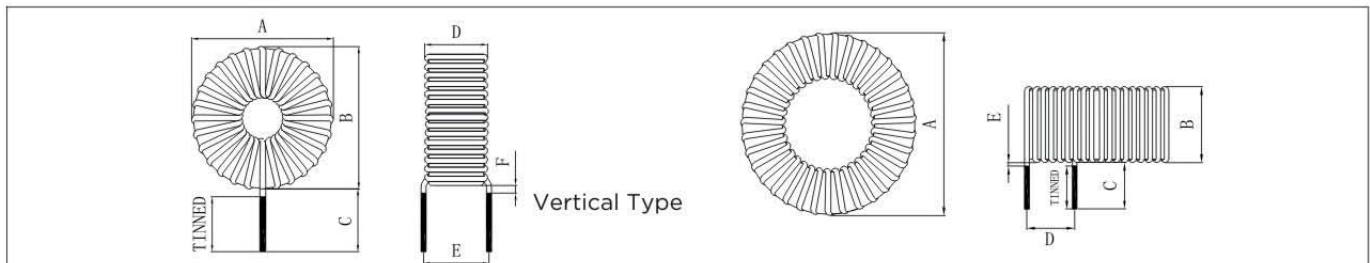
OWPT4452 - Series Name
101 - Inductance

ELECTRICAL CHARACTERISTIC

Series Name	Inductance (uH)	DCR(max) (Ω)	IDC(max) (A)	Series Name	Inductance (uH)	DCR(max) (Ω)	IDC(max) (A)
OWPT2552	5.0~27.0	33m~232m	1.5~3.4	OWPT6852	32.0~230.0	30m~134m	1.7~4.5
OWPT3052	10.0~140.0	60m~568m	0.8~3.0	OWPT8052	50.0~220.0	35m~98m	2.3~4.5
OWPT3752	8.2~240.0	20m~370m	0.6~3.5	OWPT9052	90~470.0	48m~145m	2.0~4.8
OWPT4452	15.0~360.0	30m~497m	0.8~3.9	OWPT10652	30.0~850.0	10m~167m	1.9~9.0
OWPT5052	20.0~100.0	28m~96m	1.5~3.0	OWPT13052	75.0~680.0	17m~95m	2.8~7.8
OWPT6052	25.0~470.0	23m~260m	1.1~4.7				

MECHANICAL DIMENSIONS

Unit: mm



Core: Iron Power Material Toroids

Horizontal Type


Series Name	A(max)	B(max)	C(ref)	D(max)	E(ref)	F(max)	Series Name	A(max)	B(max)	C(ref)	D(ref)	E(max)
OWPT2552	8.5	8.0	8.0	4.5	3.0	0.5	OWPT2552	8.5	4.5	5.0	2.5	0.5
OWPT3052	10.0	10.0	8.0	5.5	4.0	0.5	OWPT3052	10.0	5.5	5.0	3.5	0.5
OWPT3752	12.5	12.0	8.0	6.5	5.0	0.5	OWPT3752	12.5	6.5	5.0	4.0	0.5
OWPT4452	14.0	14.0	8.0	7.0	5.5	1.0	OWPT4452	14.0	7.0	5.0	4.5	1.0
OWPT5052	16.5	16.0	8.0	9.0	7.0	1.0	OWPT5052	16.5	9.0	5.0	5.0	1.0
OWPT6052	20.0	19.0	8.0	10.0	8.0	1.0	OWPT6052	20.0	10.5	5.0	6.0	1.0
OWPT6852	22.0	22.0	8.0	9.5	7.0	1.0	OWPT6852	22.0	9.5	5.0	7.0	1.0
OWPT8052	25.0	25.0	8.0	11.0	9.0	1.0	OWPT8052	25.0	11.0	5.0	8.0	1.0
OWPT9052	28.5	28.0	8.0	15.0	13.0	1.0	OWPT9052	28.0	15.0	5.0	9.0	1.0
OWPT10652	34.0	34.0	8.0	18.0	15.0	1.0	OWPT10652	34.0	18.0	5.0	12.0	1.0
OWPT13052	38.5	38.0	8.0	18.0	16.0	1.0	OWPT13052	38.5	18.0	5.0	13.0	1.0

GENERAL CONDITION

Operating temperature range: -55°C to +125°C(include coil heat)
 Storage temperature range: -40°C to +40°C
 Test Frequency: 100KHz,0.25V

Contact us for custom spec parts to meet your special requirements.

OWPTC TYPE



FEATURES

Insulation Resistance:
100MΩ at 500VDC
High Reliability
Wide Inductance Range

APPLICATIONS

Power Inductors
Communication
Household appliances
Electronic toys and games.

NUMBERING SYSTEM

Example: **OWPTC4452-101**

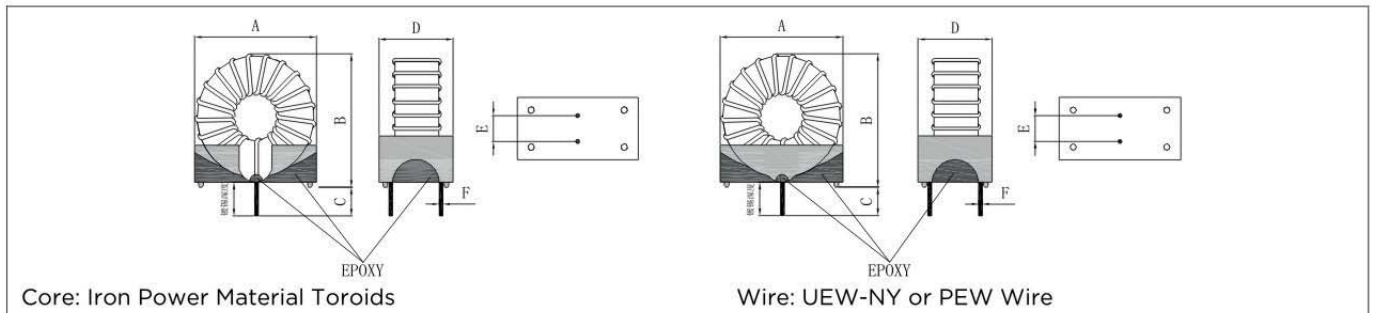
OWPTC4452 - Series Name
101 - Inductance

ELECTRICAL CHARACTERISTIC

Series Name	Inductance (uH)	DCR(max) (Ω)	IDC(max) (A)	Series Name	Inductance (uH)	DCR(max) (Ω)	IDC(max) (A)
OWPTC-4452	15.0~360.0	30m~497m	0.8~3.9				
OWPTC-5052	20.0~100.0	28m~96m	1.5~3.0				
OWPTC-6852	32.0~230.0	30m~135m	1.7~4.5				
OWPTC-8052	50.0~220.0	35m~98m	2.3~4.5				
OWPTC-10652	68.0~300.0	30m~62m	3.2~7.5				

MECHANICAL DIMENSIONS

Unit: mm




Series Name	A(max)	B(max)	C(±0.5)	D(max)	E(±0.5)	F(±0.1)	Series Name	A(max)	B(max)	C(ref)	D(ref)	E(max)
OWPTC-4452	16.0	16.0	5.0	9.1	5.6	Φ0.7						
OWPTC-5052	17.0	19.0	5.0	11.9	7.6	Φ0.95						
OWPTC-6852	21.5	25.0	5.0	11.9	7.6	Φ0.95						
OWPTC-8052	25.5	27.5	5.0	15.7	11.4	Φ1.1						
OWPTC-10652	32.2	35.5	5.0	18.3	12.6	Φ1.1						

GENERAL CONDITION

Operating temperature range:	-55°C to +125°C(include coil heat)
Storage temperature range:	-40°C to +40°C
Test Frequency:	100KHz,0.25V

Contact us for custom spec parts to meet your special requirements.

OWLPT TYPE



FEATURES

Insulation Resistance:
100M Ω at 500VDC
High Reliability
Rated Voltage:
100 to 270V/ 50-60Hz

APPLICATIONS

Power Inductors
Communication
Household appliances
Electronic toys and games.

NUMBERING SYSTEM

Example: **OWLPT1264-A10-102**

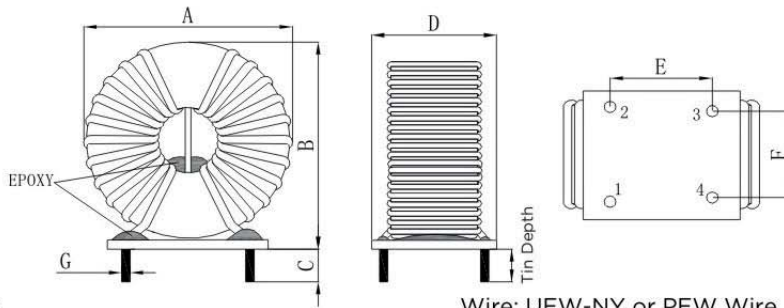
OWLPT1264 - Series Name
A10 - Material
102 - Inductance

ELECTRICAL CHARACTERISTIC

Series Name	Inductance (mH)	DCR(max) (Ω)	I (RMS) (A)	Series Name	Inductance (mH)	DCR(max) (Ω)	I (RMS) (A)
OWLPT1264	1.0~10.0	25m~435m	0.3~2.3	OWLPT221410	1.0~10.0	6m~75m	3.0~14.0
OWLPT1495	1.0~10.0	15m~296m	0.6~4.0	OWLPT251510	1.0~10.0	5m~48m	4.0~16.0
OWLPT1695	1.0~10.0	12m~150m	1.0~5.0	OWLPT251512	4.7~10.0	20m~50m	5.0~8.0
OWLPT18107	1.0~10.0	8m~115m	1.6~7.0	OWLPT311913	4.7~10.0	15m~30m	8.0~10.0
OWLPT22148	1.0~10.0	6m~80m	2.7~10.0	OWLPT372215	5.6~10.0	15m~25m	10.0~16.0

MECHANICAL DIMENSIONS

Unit: mm



Core: Mn-Zn Ferrite

Wire: UEW-NY or PEW Wire

Series Name	A(max)	B(max)	C(ref)	D(max)	E(ref)	F(ref)	G(max)
OWLPT1264	15.5	16.0	5.0	8.0	6.0	6.0	Φ 0.6
OWLPT1495	18.0	18.0	5.0	10.0	7.0	7.0	Φ 0.8
OWLPT1695	21.0	21.0	5.0	11.0	7.0	7.0	Φ 0.9
OWLPT18107	23.0	24.5	5.0	13.0	10.0	10.0	Φ 1.0
OWLPT22148	28.0	27.5	5.0	15.0	10.0	11.0	Φ 1.3
OWLPT221410	29.0	28.0	5.0	17.0	10.0	14.0	Φ 1.5
OWLPT251510	33.0	32.0	5.0	19.0	11.0	14.0	Φ 1.6
OWLPT251512	33.0	34.0	5.0	21.0	14.0	18.0	Φ 1.4
OWLPT311913	38.0	37.0	5.0	22.0	17.0	18.0	Φ 1.4
OWLPT372215	45.0	45.0	5.0	26.0	18.0	22.0	Φ 1.6

GENERAL CONDITION

Operating temperature range:	-55 $^{\circ}$ C to +125 $^{\circ}$ C(include coil heat)
Storage temperature range:	-40 $^{\circ}$ C to +40 $^{\circ}$ C
Test Frequency:	100KHz,0.25V

The above spec is for material A10 only. We can also custom wind using other materials such as A05, and A07. Please contact us for custom spec parts to meet your needs.

OWWPT TYPE



FEATURES

Insulation Resistance:
100MΩ at 500VDC
High Reliability
Wide Inductance Range

APPLICATIONS

Power Inductors
Communication
Household appliances
Electronic toys and games.

NUMBERING SYSTEM

Example: **OWWPT1264-A10-102**

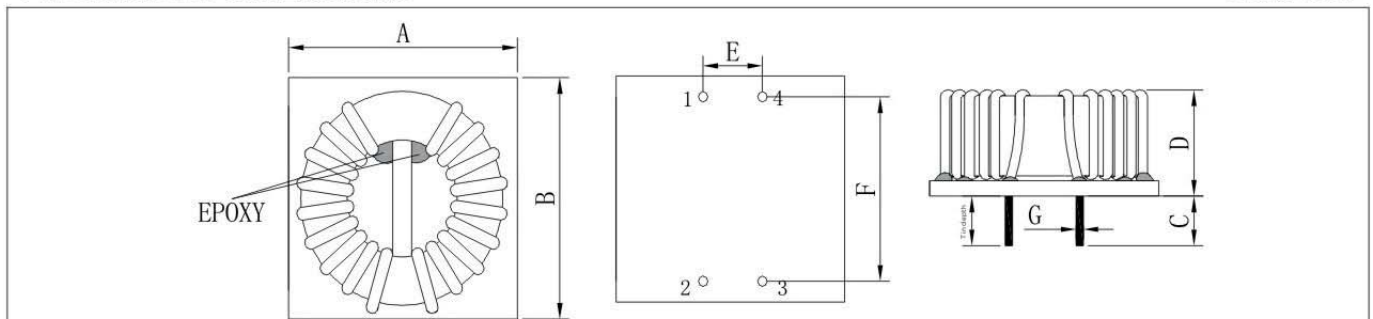
OWWPT1264 - Series Name
A10 - Material
102 - Inductance

ELECTRICAL CHARACTERISTIC

Series Name	Inductance (mH)	DCR(max) (Ω)	I (RMS) (A)	Series Name	Inductance (mH)	DCR(max) (Ω)	I (RMS) (A)
OWWPT1264	1.0~10.0	25m~435m	0.3~2.3	OWWPT221410	1.0~10.0	6m~75m	3.0~10.0
OWWPT1495	1.0~10.0	15m~250m	0.6~4.0	OWWPT251510	1.0~10.0	5m~56m	4.0~16.0
OWWPT1695	1.0~10.0	12m~150m	1.0~5.0	OWWPT251512	4.7~10.0	20m~50m	5.0~8.0
OWWPT18107	1.0~10.0	10m~115m	1.6~6.0	OWWPT311913	4.7~10.0	15m~30m	8.0~10.0
OWWPT22148	1.0~10.0	7m~80m	2.7~9.0	OWWPT372215	5.6~10.0	15m~25m	10.0~16.0

MECHANICAL DIMENSIONS

Unit: mm



Core: Mn-Zn Ferrite

Wire: UEW-NY or PEW Wire

Series Name	A(max)	B(max)	C(±0.5)	D(max)	E(ref)	F(ref)	G(max)
OWWPT1264	15.0	15.0	5.0	10.0	5.0	11.0	Φ0.6
OWWPT1495	18.0	17.0	5.0	11.5	7.0	13.0	Φ0.8
OWWPT1695	20.0	20.0	5.0	12.0	8.0	15.0	Φ0.9
OWWPT18107	23.0	21.0	5.0	13.5	10.0	16.0	Φ1.0
OWWPT22148	28.0	29.0	5.0	15.0	12.0	22.0	Φ1.3
OWWPT221410	28.0	29.0	5.0	18.0	12.0	22.0	Φ1.4
OWWPT251510	31.0	30.0	5.0	18.0	14.0	24.0	Φ1.6
OWWPT251512	31.0	33.0	5.0	20.0	14.0	24.0	Φ1.6
OWWPT311913	38.0	39.0	5.0	21.0	16.0	30.0	Φ1.8
OWWPT372215	45.0	45.0	5.0	27.0	20.0	37.0	Φ1.8

GENERAL CONDITION

Operating temperature range:	-55°C to +125°C(include coil heat)
Storage temperature range:	-40°C to +40°C
Test Frequency:	100KHz,0.25V

The above spec is for material A10 only. We can also custom wind using other materials such as A05, and A07. Please contact us for custom spec parts to meet your needs.

OWLPTK TYPE



FEATURES

Insulation Resistance:
100MΩ at 500VDC
High Reliability
Rated Voltage:
100 to 270V/ 50-60Hz

APPLICATIONS

Power Inductors
Communication
Household appliances
Electronic toys and games.

NUMBERING SYSTEM

Example: **OWLPTK1495-A10-102**

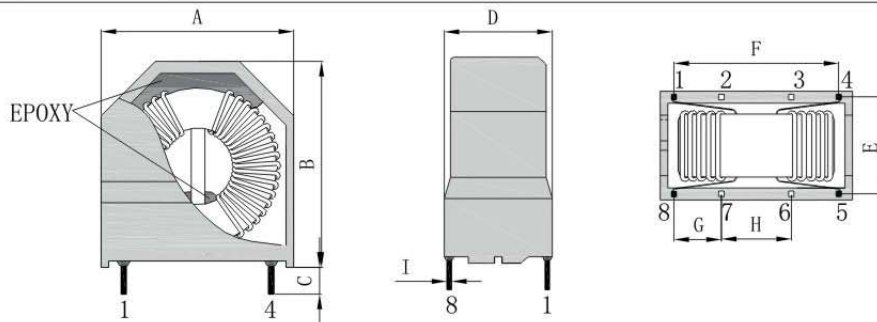
OWLPTK1495 - Series Name
A10 - Material
102 - Inductance

ELECTRICAL CHARACTERISTIC

Series Name	Inductance (mH)	DCR(max) (Ω)	I (RMS) (A)	Series Name	Inductance (mH)	DCR(max) (Ω)	I (RMS) (A)
OWLPTK1264	1.0~47.0	25m~2.35	0.16~2.30	OWLPTK22148	1.0~47.0	7m~250m	1.60~10.0
OWLPTK1495	1.0~47.0	15m~1.54	0.30~4.00	OWLPTK251510	1.0~47.0	5m~192m	2.30~16.0
OWLPTK1695	1.0~47.0	12m~570m	0.60~5.00	OWLPTK251512	1.0~47.0	5m~200m	2.30~16.0
OWLPTK18107	1.0~47.0	8m~330m	1.00~7.00	OWLPTK311913	1.0~47.0	4.5m~142m	4.00~20.0

MECHANICAL DIMENSIONS

Unit: mm



Core: Mn-Zn Ferrite

Wire: UEW-NY or PEW Wire


Series Name	A(max)	B(max)	C(±0.5)	D(max)	E(±0.5)	F(±0.5)	G(±0.5)	H(±0.5)	I(±0.1)
OWLPTK1264	18.5	20.5	3.0	13.5	10.0	15.0	5.0	5.0	0.7
OWLPTK1495	23.5	25.5	3.0	16.0	12.5	20.0	5.0	10.0	0.7
OWLPTK1695	23.5	25.5	3.0	16.0	12.5	20.0	5.0	10.0	0.7
OWLPTK18107	27.5	30.5	3.0	18.5	15.0	22.5	5.0	12.5	0.7
OWLPTK22148	32.5	35.5	3.0	18.5	15.0	27.5	7.5	12.5	0.7
OWLPTK251510	35.5	37.5	3.0	23.5	20.0	30.0	7.5	15.0	0.7
OWLPTK251512	35.5	37.5	3.0	23.5	20.0	30.0	7.5	15.0	0.7
OWLPTK311913	42.5	45.5	3.0	28.5	25.0	40.0	7.5	25.0	0.7

GENERAL CONDITION

Operating temperature range:	-55°C to +125°C(include coil heat)
Storage temperature range:	-40°C to +40°C
Test Frequency:	100KHz,0.25V

The above spec is for material A10 only. We can also custom wind using other materials such as A05, and A07. Please contact us for custom spec parts to meet your needs.

OWLPTWK TYPE



FEATURES

Insulation Resistance:
100MΩ at 500VDC
High Reliability
Rated Voltage:
100 to 270V/ 50-60Hz

APPLICATIONS

Power Inductors
Communication
Household appliances
Electronic toys and games.

NUMBERING SYSTEM

Example: **OWLPTWK1495-A10-102**

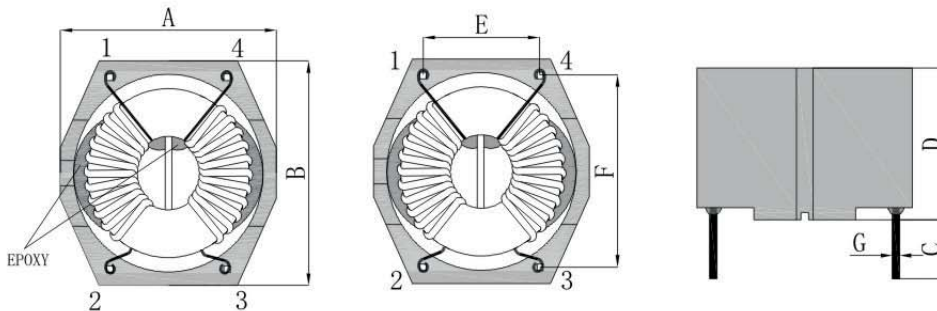
OWLPTWK1495 - Series Name
A10 - Material
102 - Inductance

ELECTRICAL CHARACTERISTIC

Series Name	Inductance (mH)	DCR(max) (Ω)	I (RMS) (A)	Series Name	Inductance (mH)	DCR(max) (Ω)	I (RMS) (A)
OWLPTWK1264	1.0~10.0	20m~435m	0.30~2.30				
OWLPTWK1695	1.0~10.0	12m~150m	1.00~5.00				
OWLPTWK18107	1.0~10.0	10m~115m	1.60~6.00				

MECHANICAL DIMENSIONS

Unit: mm



Core: Mn-Zn Ferrite

Wire: UEW-NY or PEW Wire


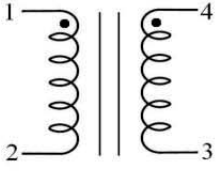

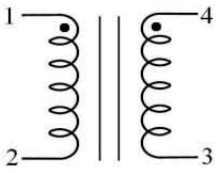

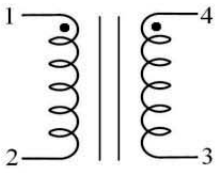
Series Name	A(max)	B(max)	C(±0.5)	D(max)	E(±0.5)	F(±0.5)	G(±0.1)
OWLPTWK1264	18.0	18.0	3.0	13.0	10.0	15.0	0.7
OWLPTWK1695	22.9	22.9	3.0	15.2	12.5	20.0	0.7
OWLPTWK18107	28.0	28.0	3.0	18.0	15.0	25.0	0.7

GENERAL CONDITION


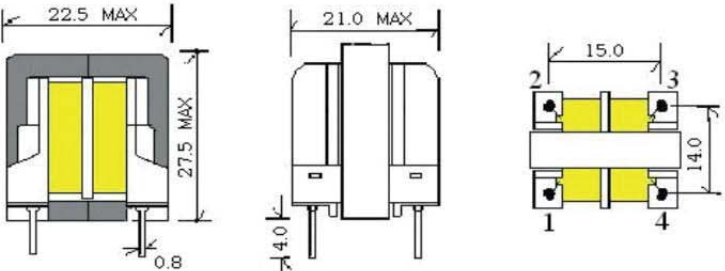
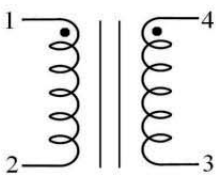
Operating temperature range:	-55°C to +125°C(include coil heat)
Storage temperature range:	-40°C to +40°C
Test Frequency:	100KHz,0.25V

The above spec is for material A10 only. We can also custom wind using other materials such as A05, and A07. Please contact us for custom spec parts to meet your needs.


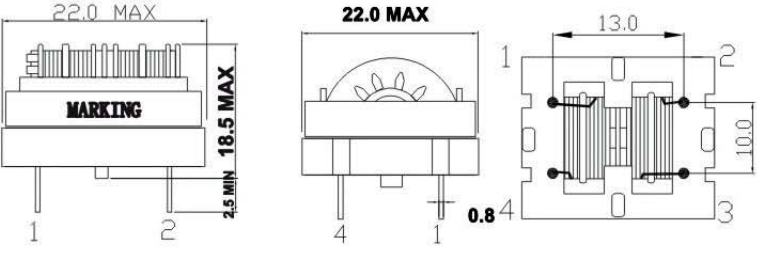
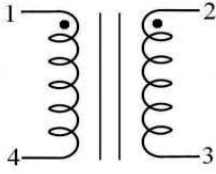
COMMON MODE CHOKES

UU-9.8	DIMENSIONS (mm)	SCHEMATIC												
														
Specifications		Application												
<table border="1"> <thead> <tr> <th>Part No.</th> <th>Arms / L / DCR</th> </tr> </thead> <tbody> <tr> <td>OWCMU10V-103</td> <td>0.25A/10.0mH MIN/3.5Ω MAX</td> </tr> <tr> <td>OWCMU10V-282</td> <td>0.5A/2.8mH MIN/1.0Ω MAX</td> </tr> <tr> <td>OWCMU10V-132</td> <td>0.7A/1.3mH MIN/0.5Ω MAX</td> </tr> <tr> <td>OWCMU10V-601</td> <td>1.0A/0.6mH MIN/0.2Ω MAX</td> </tr> <tr> <td>OWCMU10V-201</td> <td>1.6A/0.2mH MIN/0.1Ω MAX</td> </tr> </tbody> </table>	Part No.	Arms / L / DCR	OWCMU10V-103	0.25A/10.0mH MIN/3.5Ω MAX	OWCMU10V-282	0.5A/2.8mH MIN/1.0Ω MAX	OWCMU10V-132	0.7A/1.3mH MIN/0.5Ω MAX	OWCMU10V-601	1.0A/0.6mH MIN/0.2Ω MAX	OWCMU10V-201	1.6A/0.2mH MIN/0.1Ω MAX		Power converter Filters Operating Temperature Range: -30°C~+85°C
Part No.	Arms / L / DCR													
OWCMU10V-103	0.25A/10.0mH MIN/3.5Ω MAX													
OWCMU10V-282	0.5A/2.8mH MIN/1.0Ω MAX													
OWCMU10V-132	0.7A/1.3mH MIN/0.5Ω MAX													
OWCMU10V-601	1.0A/0.6mH MIN/0.2Ω MAX													
OWCMU10V-201	1.6A/0.2mH MIN/0.1Ω MAX													
UU-10.5	DIMENSIONS (mm)	SCHEMATIC												
														
Specifications		Application												
<table border="1"> <thead> <tr> <th>Part No.</th> <th>Arms / L / DCR</th> </tr> </thead> <tbody> <tr> <td>OWCMU11V-133</td> <td>0.2A/13.6mH MIN/1.46Ω MAX</td> </tr> <tr> <td>OWCMU11V-722</td> <td>0.5A/7.2mH MIN/0.728Ω MAX</td> </tr> <tr> <td>OWCMU11V-432</td> <td>1A/4.3mH MIN/0.3Ω MAX</td> </tr> <tr> <td>OWCMU11V-162</td> <td>1.7A/1.6mH MIN/0.166Ω MAX</td> </tr> <tr> <td>OWCMU11V-102</td> <td>2.0A/1.0mH MIN/0.11Ω MAX</td> </tr> </tbody> </table>	Part No.	Arms / L / DCR	OWCMU11V-133	0.2A/13.6mH MIN/1.46Ω MAX	OWCMU11V-722	0.5A/7.2mH MIN/0.728Ω MAX	OWCMU11V-432	1A/4.3mH MIN/0.3Ω MAX	OWCMU11V-162	1.7A/1.6mH MIN/0.166Ω MAX	OWCMU11V-102	2.0A/1.0mH MIN/0.11Ω MAX		Power converter Filters Operating Temperature Range: -30°C~+85°C
Part No.	Arms / L / DCR													
OWCMU11V-133	0.2A/13.6mH MIN/1.46Ω MAX													
OWCMU11V-722	0.5A/7.2mH MIN/0.728Ω MAX													
OWCMU11V-432	1A/4.3mH MIN/0.3Ω MAX													
OWCMU11V-162	1.7A/1.6mH MIN/0.166Ω MAX													
OWCMU11V-102	2.0A/1.0mH MIN/0.11Ω MAX													
UU-15.7	DIMENSIONS (mm)	SCHEMATIC												
														
Specifications		Application												
<table border="1"> <thead> <tr> <th>Part No.</th> <th>Arms / L / DCR</th> </tr> </thead> <tbody> <tr> <td>OWCMU16V-223</td> <td>0.6A/22.0mH MIN/1.1Ω MAX</td> </tr> <tr> <td>OWCMU16V-123</td> <td>1.0A/12.0mH MIN/0.53Ω MAX</td> </tr> <tr> <td>OWCMU16V-682</td> <td>1.3A/6.8mH MIN/0.32Ω MAX</td> </tr> <tr> <td>OWCMU16V-302</td> <td>1.9A/3.0mH MIN/0.144Ω MAX</td> </tr> <tr> <td>OWCMU16V-212</td> <td>2.2A/2.1mH MIN/0.103Ω MAX</td> </tr> </tbody> </table>	Part No.	Arms / L / DCR	OWCMU16V-223	0.6A/22.0mH MIN/1.1Ω MAX	OWCMU16V-123	1.0A/12.0mH MIN/0.53Ω MAX	OWCMU16V-682	1.3A/6.8mH MIN/0.32Ω MAX	OWCMU16V-302	1.9A/3.0mH MIN/0.144Ω MAX	OWCMU16V-212	2.2A/2.1mH MIN/0.103Ω MAX		Power converter Filters Operating Temperature Range: -30°C~+85°C
Part No.	Arms / L / DCR													
OWCMU16V-223	0.6A/22.0mH MIN/1.1Ω MAX													
OWCMU16V-123	1.0A/12.0mH MIN/0.53Ω MAX													
OWCMU16V-682	1.3A/6.8mH MIN/0.32Ω MAX													
OWCMU16V-302	1.9A/3.0mH MIN/0.144Ω MAX													
OWCMU16V-212	2.2A/2.1mH MIN/0.103Ω MAX													


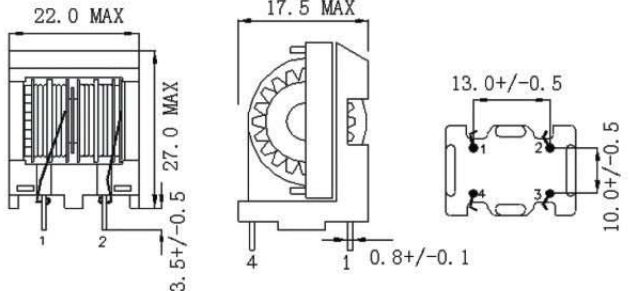
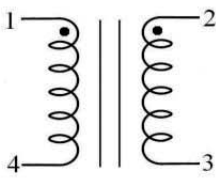
COMMON MODE CHOKES

EE-25	DIMENSIONS (mm)	SCHEMATIC
		

Specifications		Application
Part No.	Arms / L / DCR	Power converter Filters Operating Temperature Range: -30°C ~ +85°C
OWCME25V-353 OWCME25V-752 OWCME25V-252	0.3A/35mH MIN/2.05Ω MAX 0.8A/7.5mH MIN/0.65Ω MAX 1.8A/2.5mH MIN/0.25Ω MAX	


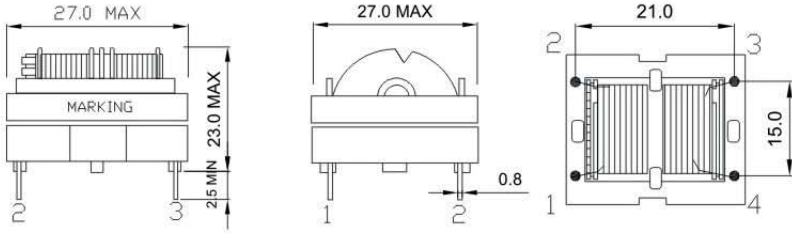
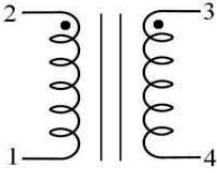
ET-20H	DIMENSIONS (mm)	SCHEMATIC
		

Specifications		Application
Part No.	Arms / L / DCR	Power converter Filters Operating Temperature Range: -30°C ~ +85°C
OWCMB20H-403 OWCMB20H-203 OWCMB20H-802	0.3A/40.0mH MIN/1.8Ω MAX 0.5A/20.0mH MIN/1.2Ω MAX 1.0A/8mH MIN/0.7Ω MAX	


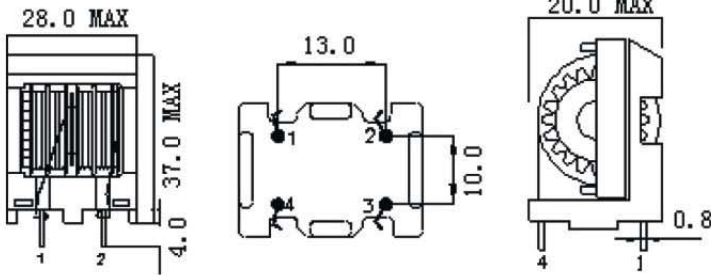
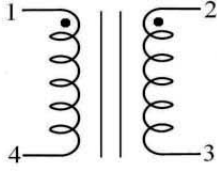
ET-20V	DIMENSIONS (mm)	SCHEMATIC
		

Specifications		Application
Part No.	Arms / L / DCR	Power converter Filters Operating Temperature Range: -30°C ~ +85°C
OWCMB20V-403 OWCMB20V-203 OWCMB20V-802	0.3A/40.0mH MIN/1.8Ω MAX 0.5A/20.0mH MIN/1.2Ω MAX 1.0A/8mH MIN/0.7Ω MAX	


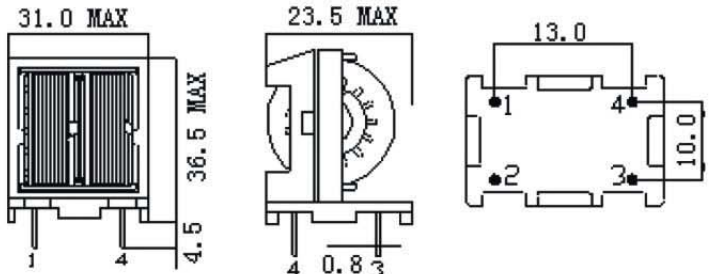
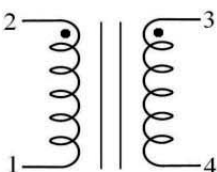
COMMON MODE CHOKES

ET-24H	DIMENSIONS (mm)	SCHEMATIC
		

Specifications		Application
Part No.	Arms / L / DCR	Power converter Filters Operating Temperature Range: -30°C ~ +85°C
OWCMB24H-403 OWCMB24H-832 OWCMB24H-352	1.0A/40mH MIN/0.7Ω 1.2A/8.3mH MIN/0.3Ω 1.5A/3.5mH MIN/0.15Ω	


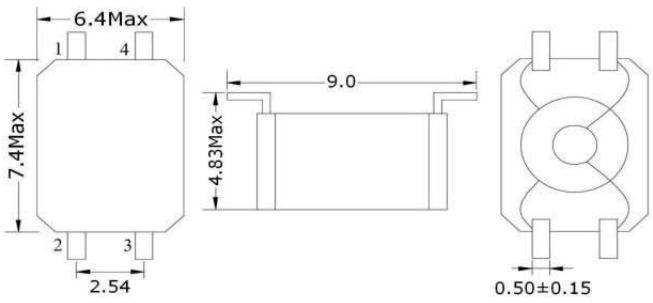
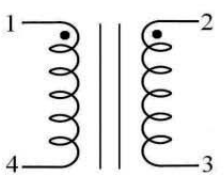
T-24V	DIMENSIONS (mm)	SCHEMATIC
		

Specifications		Application
Part No.	Arms / L / DCR	Power converter Filters Operating Temperature Range: -30°C ~ +85°C
OWCMB24V-423 OWCMB24V-832 OWCMB24V-352	1.0A/40mH MIN/0.7Ω 1.2A/8.3mH MIN/0.3Ω 1.5A/3.5mH MIN/0.15Ω	


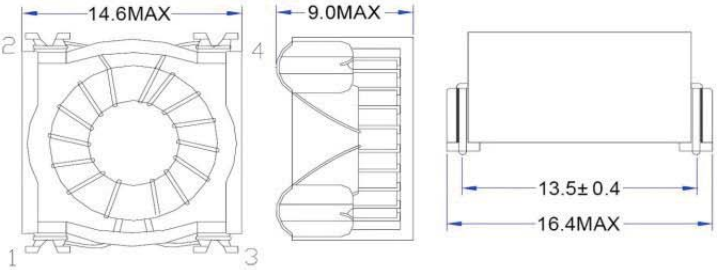
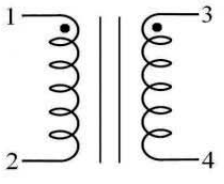
ET-28V	DIMENSIONS (mm)	SCHEMATIC
		

Specifications		Application
Part No.	Arms / L / DCR	Power converter Filters Operating Temperature Range: -30°C ~ +85°C
OWCMB28V-273 OWCMB28V-123 OWCMB28V-502	1A/27mH MIN/0.6Ω 1.5A/12mH MIN/0.2Ω 2A/5mH MIN/0.1Ω	


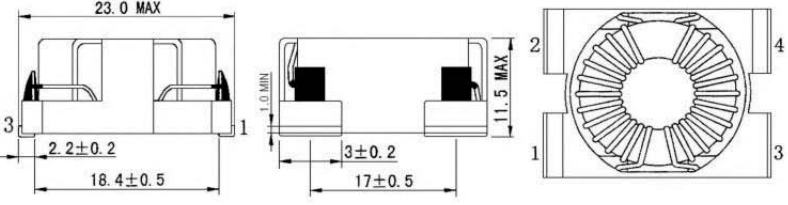
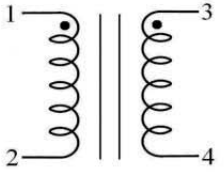
SMD COMMON MODE CHOKES

T4×2×2	DIMENSIONS (mm)	SCHEMATIC
		

Specifications		Application
Part No.	Arms / L / DCR	Power converter Filters Operating Temperature Range: -30°C~+85°C
OWTC-LF04H471	0.5A/0.47mH/200mΩ	
OWTC-LF04H102	0.5A/1.0mH/200mΩ	
OWTC-LF04H222	0.4A/2.2mH/400mΩ	
OWTC-LF04H472	0.2A/4.7mH/550mΩ	


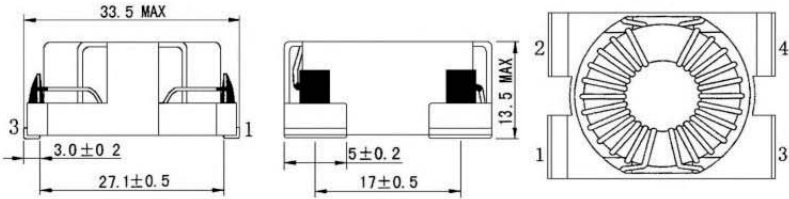
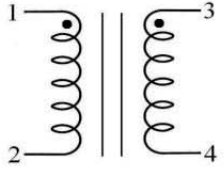

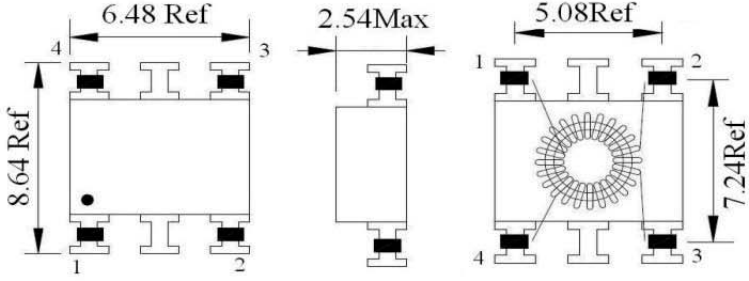
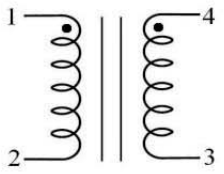

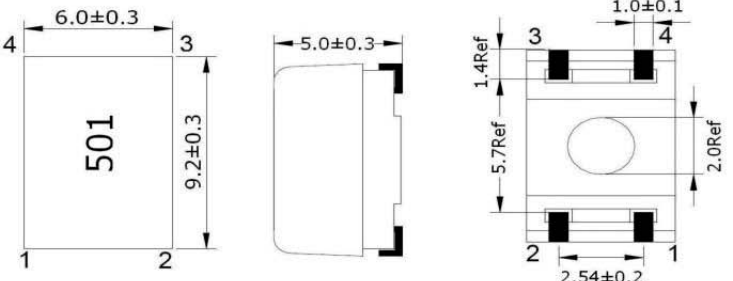
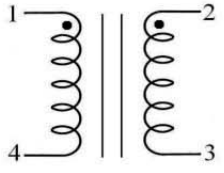
T10×6×4	DIMENSIONS (mm)	SCHEMATIC
		

Specifications		Application
Part No.	Arms / L / DCR	Power converter Filters Operating Temperature Range: -30°C~+85°C
OWTC-LF10H401	3.0A/0.40mH/12mΩ	
OWTC-LF10H911	2.0A/0.91mH/25mΩ	
OWTC-LF10H112	1.2A/1.10mH/40mΩ	
OWTC-LF10H172	0.7A/1.71mH/100mΩ	
OWTC-LF10H422	0.3A/4.22mH/300mΩ	

T16×9×5	DIMENSIONS (mm)	SCHEMATIC
		


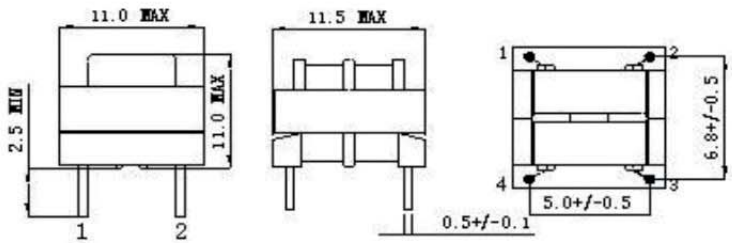


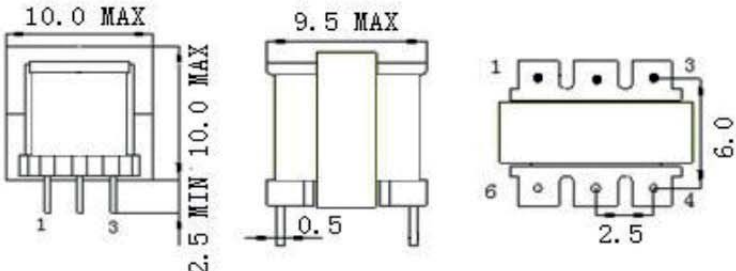


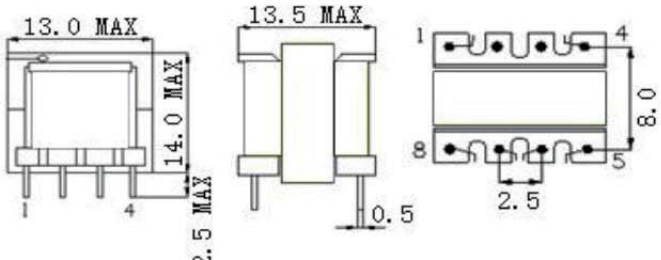

Specifications		Application
Part No.	Arms / L / DCR	Power converter Filters Operating Temperature Range: -30°C~+85°C
OWTC-LF16H701	7.9A/0.7mH MIN/8mΩ	
OWTC-LF16H522	1.9A/5.2mH MIN/70mΩ	
OWTC-LF16H312	2.8A/3.1mH MIN/50mΩ	
OWTC-LF16H222	3.8A/2.2mH MIN/30mΩ	
OWTC-LF16H182	5.0A/1.8mH MIN/20mΩ	

SMD COMMON MODE CHOKES

T20×10×7	DIMENSIONS (mm)	SCHEMATIC												
														
Specifications		Application												
<table border="1"> <thead> <tr> <th>Part No.</th> <th>Arms / L / DCR</th> </tr> </thead> <tbody> <tr> <td>OWTC-LF20H701</td> <td>10A/0.7mH MIN/9.35mΩ</td> </tr> <tr> <td>OWTC-LF20H142</td> <td>6.5A/1.4mH MIN/12.0mΩ</td> </tr> <tr> <td>OWTC-LF20H182</td> <td>5.0A/1.8mH MIN/18.0mΩ</td> </tr> <tr> <td>OWTC-LF20H252</td> <td>3.8A/2.5mH MIN/26.0mΩ</td> </tr> <tr> <td>OWTC-LF20H362</td> <td>2.8A/3.6mH MIN/42.0mΩ</td> </tr> </tbody> </table>	Part No.	Arms / L / DCR	OWTC-LF20H701	10A/0.7mH MIN/9.35mΩ	OWTC-LF20H142	6.5A/1.4mH MIN/12.0mΩ	OWTC-LF20H182	5.0A/1.8mH MIN/18.0mΩ	OWTC-LF20H252	3.8A/2.5mH MIN/26.0mΩ	OWTC-LF20H362	2.8A/3.6mH MIN/42.0mΩ		Power converter Filters Operating Temperature Range: -30°C ~ +85°C
Part No.	Arms / L / DCR													
OWTC-LF20H701	10A/0.7mH MIN/9.35mΩ													
OWTC-LF20H142	6.5A/1.4mH MIN/12.0mΩ													
OWTC-LF20H182	5.0A/1.8mH MIN/18.0mΩ													
OWTC-LF20H252	3.8A/2.5mH MIN/26.0mΩ													
OWTC-LF20H362	2.8A/3.6mH MIN/42.0mΩ													
T3.9×2×1.3P	DIMENSIONS (mm)	SCHEMATIC												
														
Specifications		Application												
<table border="1"> <thead> <tr> <th>Part No.</th> <th>Arms / L / DCR</th> </tr> </thead> <tbody> <tr> <td>OWTC-NT04H161</td> <td>0.17A/165uH MIN/130mΩ</td> </tr> <tr> <td>OWTC-NT04H191</td> <td>0.10A/187uH MIN/320mΩ</td> </tr> <tr> <td>OWTC-NT04H301</td> <td>0.11A/300uH MIN/240mΩ</td> </tr> <tr> <td>OWTC-NT04H671</td> <td>0.08A/670uH MIN/750mΩ</td> </tr> </tbody> </table>	Part No.	Arms / L / DCR	OWTC-NT04H161	0.17A/165uH MIN/130mΩ	OWTC-NT04H191	0.10A/187uH MIN/320mΩ	OWTC-NT04H301	0.11A/300uH MIN/240mΩ	OWTC-NT04H671	0.08A/670uH MIN/750mΩ		Power converter Filters Operating Temperature Range: -30°C ~ +85°C		
Part No.	Arms / L / DCR													
OWTC-NT04H161	0.17A/165uH MIN/130mΩ													
OWTC-NT04H191	0.10A/187uH MIN/320mΩ													
OWTC-NT04H301	0.11A/300uH MIN/240mΩ													
OWTC-NT04H671	0.08A/670uH MIN/750mΩ													
T4×2×2.5	DIMENSIONS (mm)	SCHEMATIC												
														
Specifications		Application												
<table border="1"> <thead> <tr> <th>Part No.</th> <th>Idc/ L / DCR</th> </tr> </thead> <tbody> <tr> <td>OWISFT0905L-501Y</td> <td>1.0A/0.5mH/150mΩ</td> </tr> <tr> <td>OWISFT0905L-472Y</td> <td>0.5A/4.7mH/900mΩ</td> </tr> </tbody> </table>	Part No.	Idc/ L / DCR	OWISFT0905L-501Y	1.0A/0.5mH/150mΩ	OWISFT0905L-472Y	0.5A/4.7mH/900mΩ		Power converter Filters Operating Temperature Range: -30°C ~ +85°C						
Part No.	Idc/ L / DCR													
OWISFT0905L-501Y	1.0A/0.5mH/150mΩ													
OWISFT0905L-472Y	0.5A/4.7mH/900mΩ													


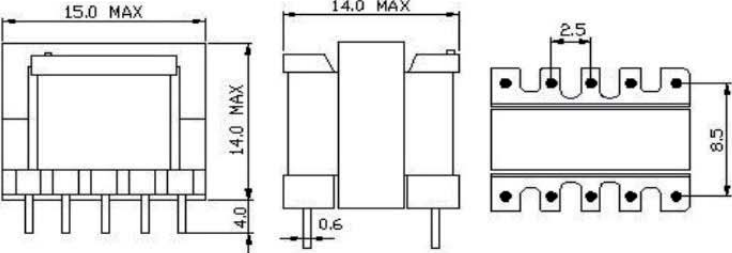


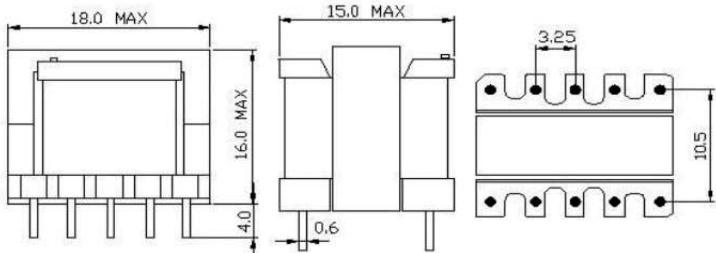


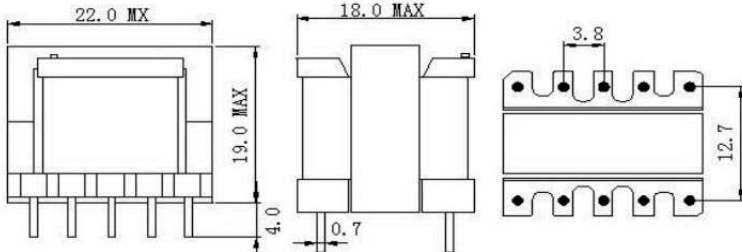

PIN TYPE TRANSFORMER

PIN TYPE MULTIPLE OUTPUT TRANSFORMERS

EE-8.0	DIMENSIONS (mm)		CONSTRUCTION
			
Specifications		Application	
Max. Operating frequency 300KHz	Max. Operating Power 1.2W@100KHz 3.5W@300KHz	Telephone	
EE-8.3	DIMENSIONS (mm)		CONSTRUCTION
			
Specifications		Application	
Max. Operating frequency 300KHz	Max. Operating Power 1.2W@100KHz 3.5W@300KHz	Pulse transformers Drive transformers Communication equipment	
EE-10	DIMENSIONS (mm)		CONSTRUCTION
			
Specifications		Application	
Max. Operating frequency 300KHz	Max. Operating Power 2.5W@100KHz 6.0W@300KHz	Camera Switching regulator	


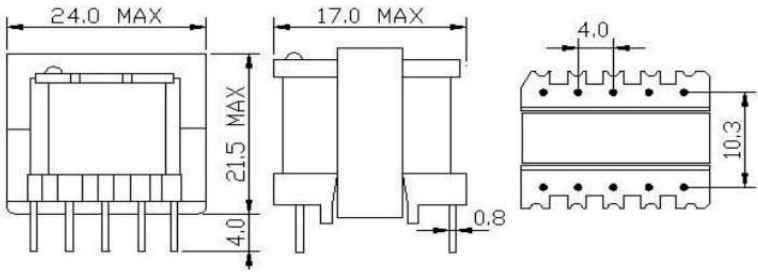


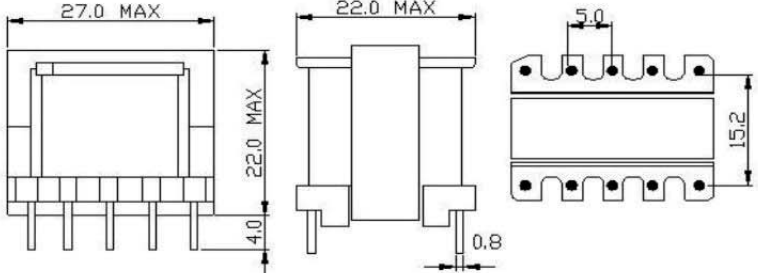


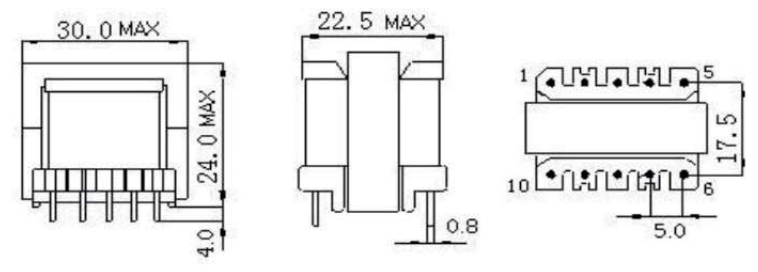

PIN TYPE TRANSFORMER

PIN TYPE MULTIPLE OUTPUT TRANSFORMERS

EE-13	DIMENSIONS (mm)		CONSTRUCTION
			
Specifications		Application	
Max. Operating frequency	Max. Operating Power		Portable equipment Switching regulator
300KHz	3.1W@100KHz 9.2W@300KHz		
EE-16	DIMENSIONS (mm)		CONSTRUCTION
			
Specifications		Application	
Max. Operating frequency	Max. Operating Power		Portable equipment Switching regulator
300KHz	6W@100KHz 14W@300KHz		
EE-19	DIMENSIONS (mm)		CONSTRUCTION
			
Specifications		Application	
Max. Operating frequency	Max. Operating Power		Portable equipment Switching regulator
300KHz	8.7W@100KHz 20.0W@300KHz		


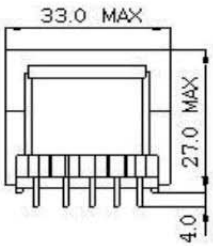
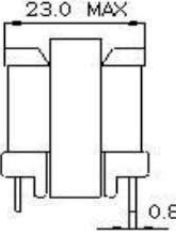
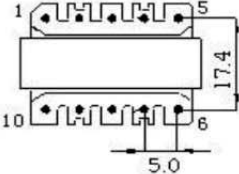


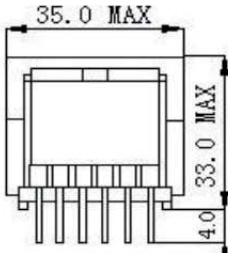
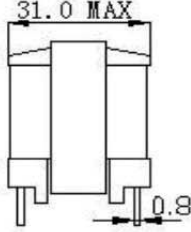
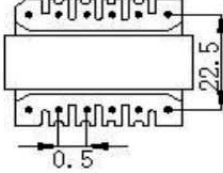


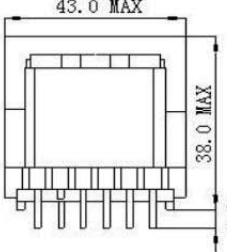
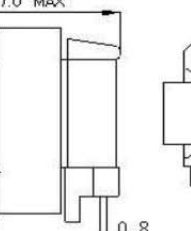
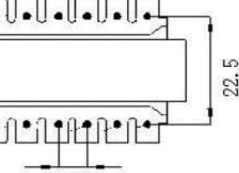

PIN TYPE TRANSFORMER

PIN TYPE MULTIPLE OUTPUT TRANSFORMERS

EE-22	DIMENSIONS (mm)		CONSTRUCTION
			
Specifications		Application	
Max. Operating frequency	Max. Operating Power		Portable equipment Switching regulator
300KHz	14.5W@100KHz 28W@300KHz		
EE-25	DIMENSIONS (mm)		CONSTRUCTION
			
Specifications		Application	
Max. Operating frequency	Max. Operating Power		Switching regulator Main power transformer
300KHz	16W@100KHz 38W@300KHz		
EE-28	DIMENSIONS (mm)		CONSTRUCTION
			
Specifications		Application	
Max. Operating frequency	Max. Operating Power		Portable equipment Switching regulator
300KHz	22W@100KHz 51W@300KHz		


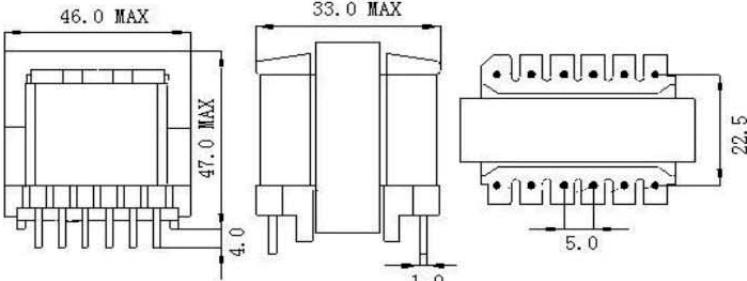


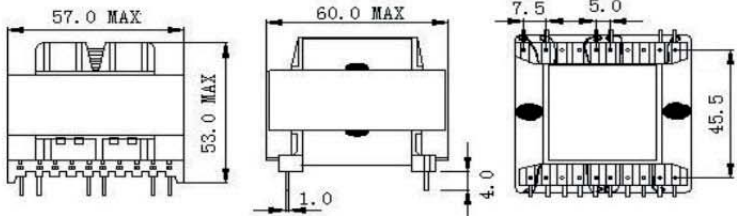


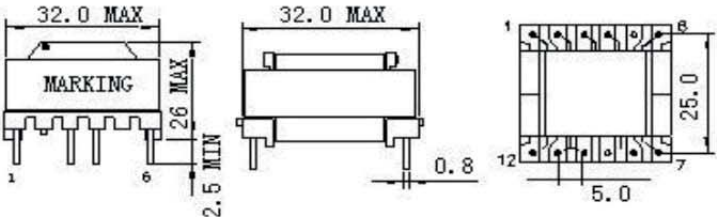

PIN TYPE TRANSFORMER

PIN TYPE MULTIPLE OUTPUT TRANSFORMERS

EE-30	DIMENSIONS (mm)			CONSTRUCTION
				
Specifications			Application	
Max. Operating frequency	Max. Operating Power		Switching regulator Main power transformer	
300KHz	29W@100KHz 67W@300KHz			
EE-33	DIMENSIONS (mm)			CONSTRUCTION
				
Specifications			Application	
Max. Operating frequency	Max. Operating Power		Switching regulator Main power transformer	
300KHz	44W@100KHz 105W@300KHz			
EE-40	DIMENSIONS (mm)			CONSTRUCTION
				
Specifications			Application	
Max. Operating frequency	Max. Operating Power		Switching regulator Main power transformer	
300KHz	58W@100KHz 160W@300KHz			


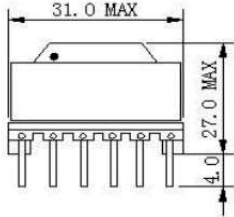
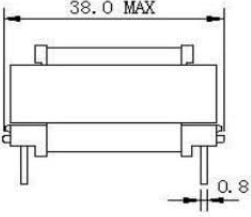
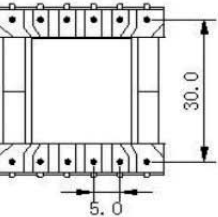


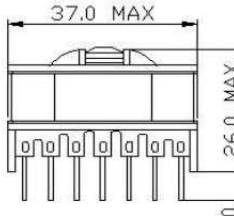
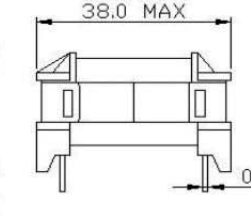
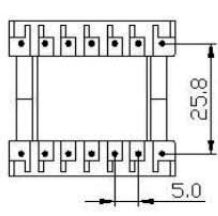


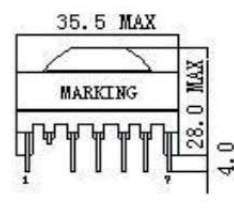
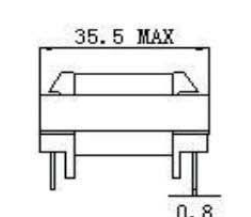
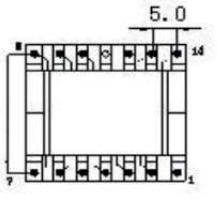

PIN TYPE TRANSFORMER

PIN TYPE MULTIPLE OUTPUT TRANSFORMERS

EE-42	DIMENSIONS (mm)		CONSTRUCTION
			
Specifications		Application	
Max. Operating frequency	Max. Operating Power	Switching regulator Main power transformer	
100KHz	78W@100KHz		
EE-55	DIMENSIONS (mm)		CONSTRUCTION
			
Specifications		Application	
Max. Operating frequency	Max. Operating Power	Switching regulator Main power transformer	
100KHz	190W@100KHz		
ER-28/28	DIMENSIONS (mm)		CONSTRUCTION
			
Specifications		Application	
Max. Operating frequency	Max. Operating Power	Switching regulator Main power transformer	
300KHz	33W@100KHz 72W@300KHz		


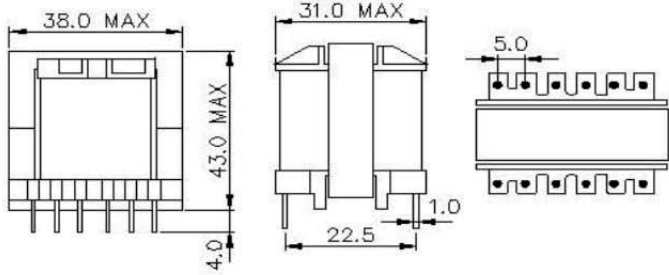


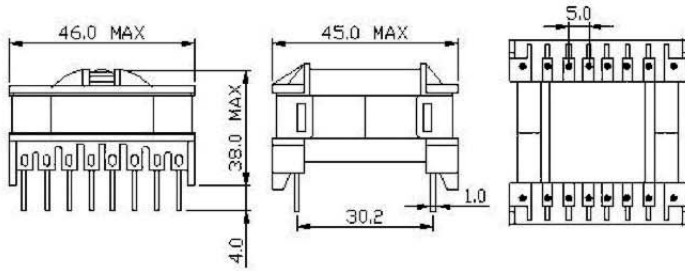


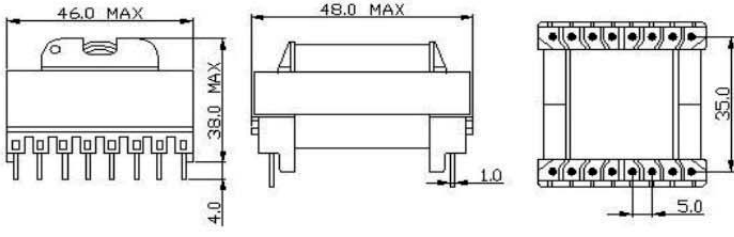

PIN TYPE TRANSFORMER

PIN TYPE MULTIPLE OUTPUT TRANSFORMERS

ER-28/33	DIMENSIONS (mm)			CONSTRUCTION
				
Specifications		Application		
Max. Operating frequency	Max. Operating Power	Switching regulator Main power transformer		
300KHz	36.0W@100KHz 79.2W@300KHz			
ETD-29	DIMENSIONS (mm)			CONSTRUCTION
				
Specifications		Application		
Max. Operating frequency	Max. Operating Power	Switching regulator Main power transformer		
300KHz	36.0W@100KHz 79.2W@300KHz			
ER-34/34	DIMENSIONS (mm)			CONSTRUCTION
				
Specifications		Application		
Max. Operating frequency	Max. Operating Power	Switching regulator Main power transformer		
300KHz	50W@100KHz 135W@300KHz			


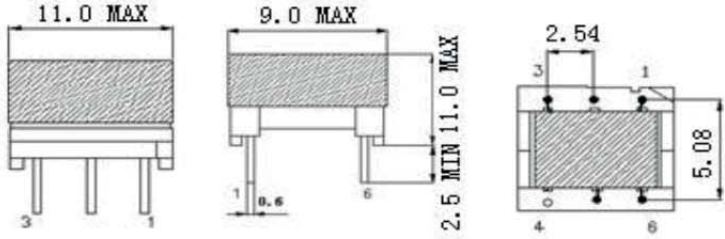


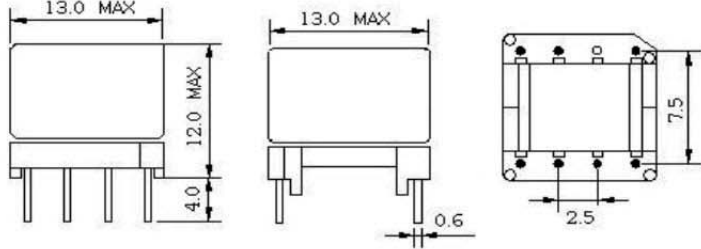


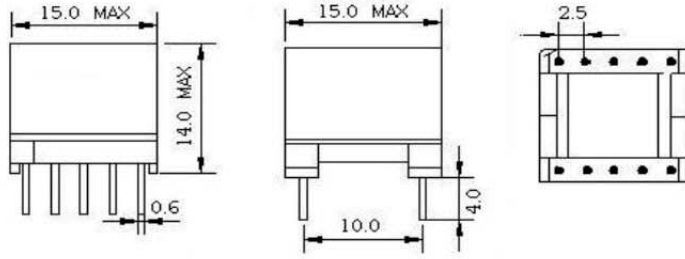

PIN TYPE TRANSFORMER

PIN TYPE MULTIPLE OUTPUT TRANSFORMERS

ER-35/42	DIMENSIONS (mm)		CONSTRUCTION
			
Specifications		Application	
Max. Operating frequency	Max. Operating Power		Switching regulator Main power transformer
300KHz	64.3W@100KHz 165W@300KHz		
ETD-39	DIMENSIONS (mm)		CONSTRUCTION
			
Specifications		Application	
Max. Operating frequency	Max. Operating Power		Switching regulator Main power transformer
300KHz	85.0W@100KHz 155.0W@300KHz		
ER-42/15	DIMENSIONS (mm)		CONSTRUCTION
			
Specifications		Application	
Max. Operating frequency	Max. Operating Power		Switching regulator Main power transformer
300KHz	100.0W@100KHz 180.0W@300KHz		


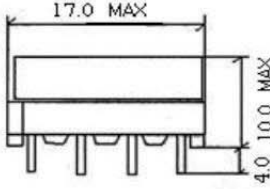
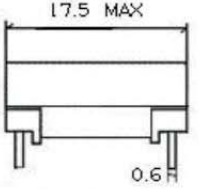
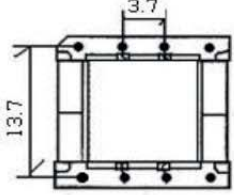


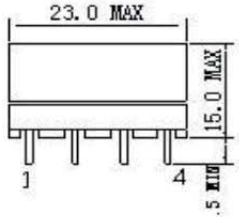
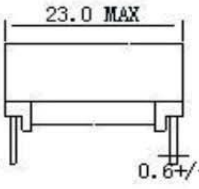
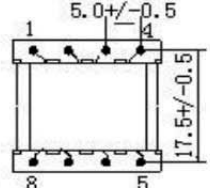


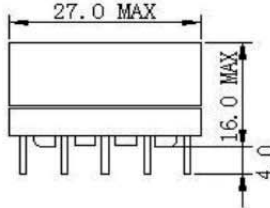
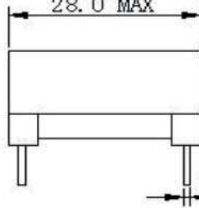
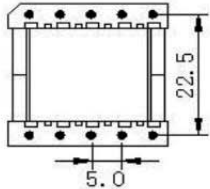

PIN TYPE TRANSFORMER

PIN TYPE MULTIPLE OUTPUT TRANSFORMERS

EP-7	DIMENSIONS (mm)		CONSTRUCTION
			
Specifications		Application	
Max. Operating frequency	Max. Operating Power		Portable equipment IP phone
300KHz	0.9W@100KHz 1.6W@300KHz		
EP-10	DIMENSIONS (mm)		CONSTRUCTION
			
Specifications		Application	
Max. Operating frequency	Max. Operating Power		Telecommunication
300KHz	3.1W@100KHz 5.4W@300KHz		
EP-13	DIMENSIONS (mm)		CONSTRUCTION
			
Specifications		Application	
Max. Operating frequency	Max. Operating Power		Telecommunication
300KHz	9W@100KHz 17.5W@300KHz		


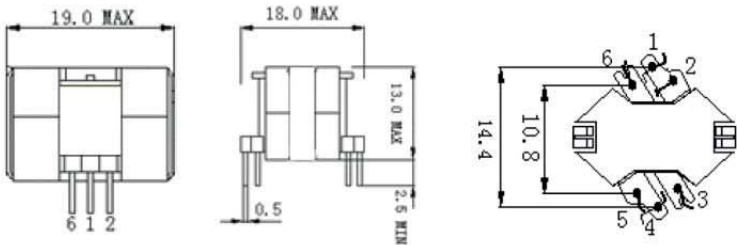


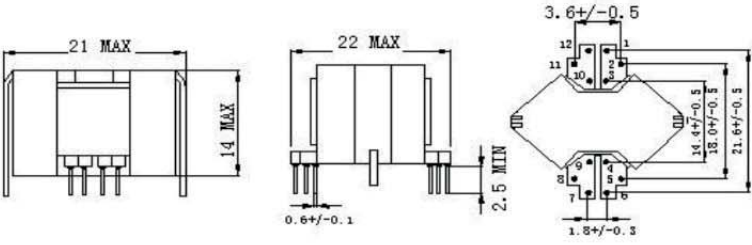


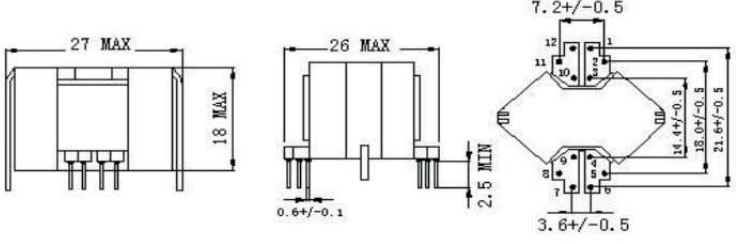

PIN TYPE TRANSFORMER

PIN TYPE MULTIPLE OUTPUT TRANSFORMERS

EFD-15	DIMENSIONS (mm)			CONSTRUCTION
				
Specifications		Application		
Max. Operating frequency	Max. Operating Power		Telecommunication Main power transformer	
300KHz	4.7W@100KHz 9.3W@300KHz			
EFD-20	DIMENSIONS (mm)			CONSTRUCTION
				
Specifications		Application		
Max. Operating frequency	Max. Operating Power		Telecommunication Main power transformer	
300KHz	12W@100KHz 24W@300KHz			
EFD-25	DIMENSIONS (mm)			CONSTRUCTION
				
Specifications		Application		
Max. Operating frequency	Max. Operating Power		Telecommunication Main power transformer	
300KHz	18W@100KHz 35W@300KHz			


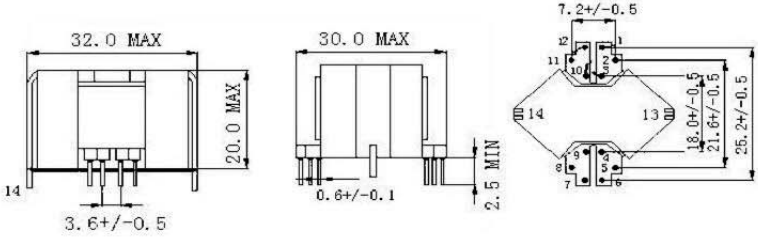


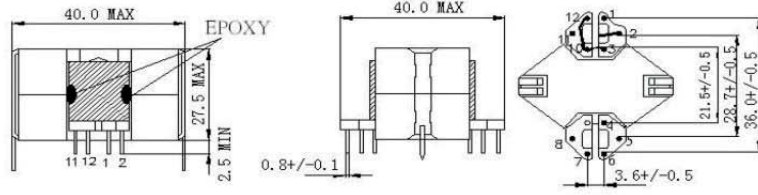


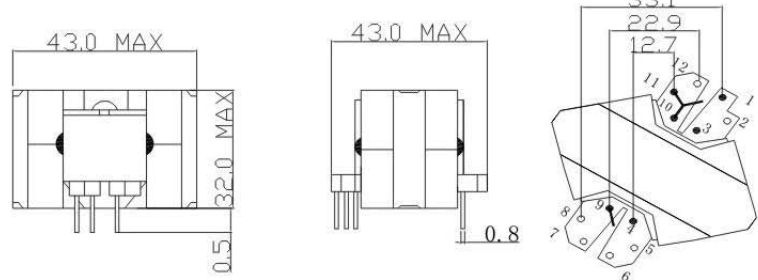

PIN TYPE TRANSFORMER

PIN TYPE MULTIPLE OUTPUT TRANSFORMERS

RM-5	DIMENSIONS (mm)		CONSTRUCTION
			
Specifications		Application	
Max. Operating frequency	Max. Operating Power		Telecommunication Main power transformer
250KHz	2.3W@20KHz 9.3W@250KHz		
RM-6	DIMENSIONS (mm)		CONSTRUCTION
			
Specifications		Application	
Max. Operating frequency	Max. Operating Power		Switching regulator Main power transformer
250KHz	4.0W@20KHz 14.0W@250KHz		
RM-8	DIMENSIONS (mm)		CONSTRUCTION
			
Specifications		Application	
Max. Operating frequency	Max. Operating Power		Switching regulator Main power transformer
250KHz	9.2W@20KHz 38.0W@250KHz		


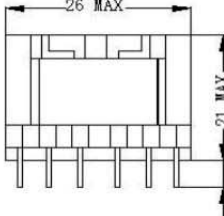
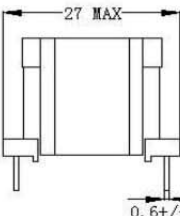
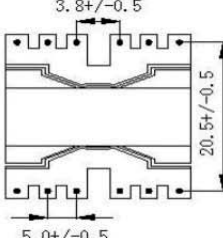


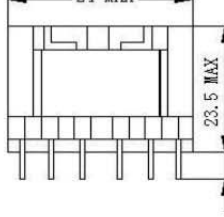
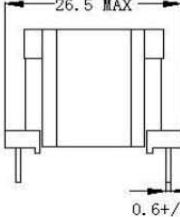
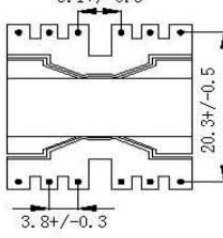


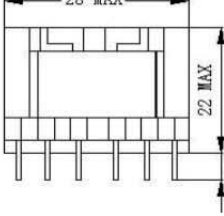
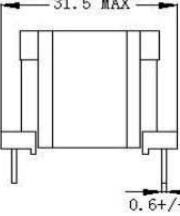
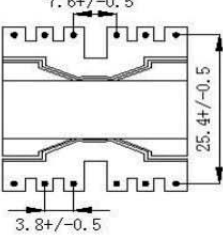

PIN TYPE TRANSFORMER

PIN TYPE MULTIPLE OUTPUT TRANSFORMERS

RM-10	DIMENSIONS (mm)		CONSTRUCTION
			
Specifications		Application	
Max. Operating frequency	Max. Operating Power		Switching regulator Main power transformer
250KHz	20.0W@20KHz 84.0W@250KHz		
RM-12	DIMENSIONS (mm)		CONSTRUCTION
			
Specifications		Application	
Max. Operating frequency	Max. Operating Power		Switching regulator Main power transformer
250KHz	43.0W@20KHz 150.0W@250KHz		
RM-14	DIMENSIONS (mm)		CONSTRUCTION
			
Specifications		Application	
Max. Operating frequency	Max. Operating Power		Switching regulator Main power transformer
250KHz	80.0W@20KHz 250.0W@250KHz		


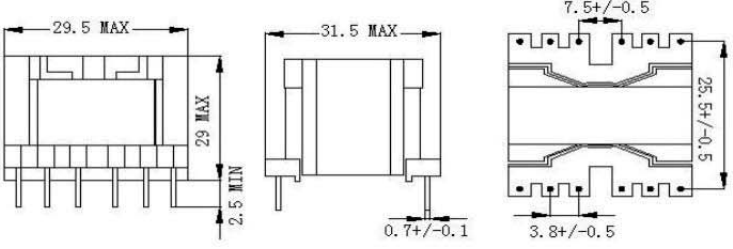


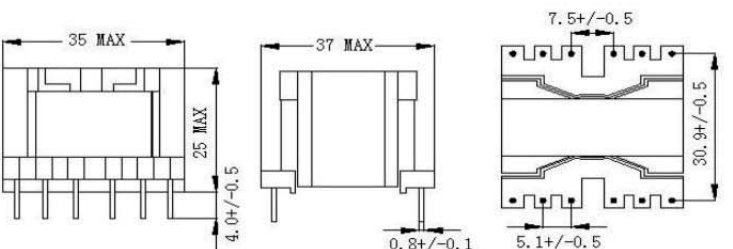


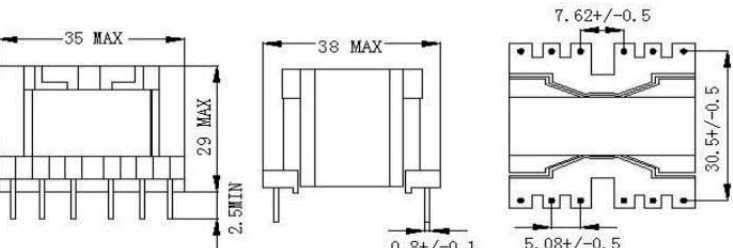

PIN TYPE TRANSFORMER

PIN TYPE MULTIPLE OUTPUT TRANSFORMERS

PQ-2016	DIMENSIONS (mm)			CONSTRUCTION
				
Specifications			Application	
Max. Operating frequency	Max. Operating Power		Switching regulator Main power transformer	
250KHz	9.3W@20KHz 32.0W@250KHz			
PQ-2020	DIMENSIONS (mm)			CONSTRUCTION
				
Specifications			Application	
Max. Operating frequency	Max. Operating Power		Switching regulator Main power transformer	
250KHz	16.0W@20KHz 58.0W@250KHz			
PQ-2620	DIMENSIONS (mm)			CONSTRUCTION
				
Specifications			Application	
Max. Operating frequency	Max. Operating Power		Switching regulator Main power transformer	
250KHz	25.6W@20KHz 100W@250KHz			


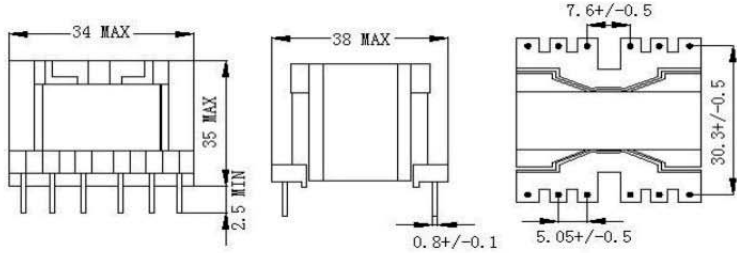


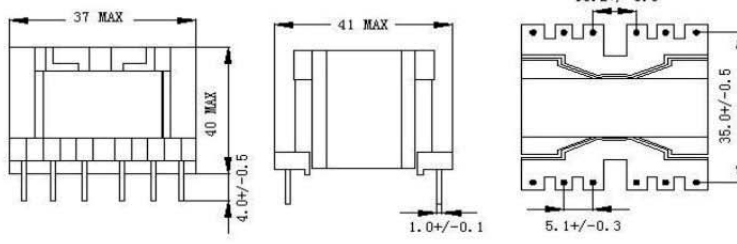


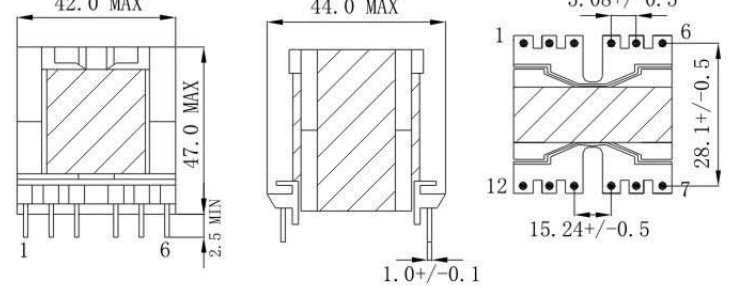

PIN TYPE TRANSFORMER

PIN TYPE MULTIPLE OUTPUT TRANSFORMERS

PQ-2625	DIMENSIONS (mm)			CONSTRUCTION
				
Specifications		Application		
Max. Operating frequency	Max. Operating Power	Switching regulator Main power transformer		
250KHz	40W@20KHz 150W@250KHz			
PQ-3220	DIMENSIONS (mm)			CONSTRUCTION
				
Specifications		Application		
Max. Operating frequency	Max. Operating Power	Switching regulator Main power transformer		
250KHz	54W@20KHz 205W@250KHz			
PQ-3225	DIMENSIONS (mm)			CONSTRUCTION
				
Specifications		Application		
Max. Operating frequency	Max. Operating Power	Switching regulator Main power transformer		
250KHz	65W@20KHz 250W@250KHz			


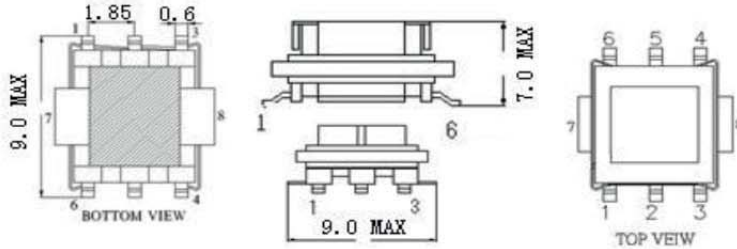


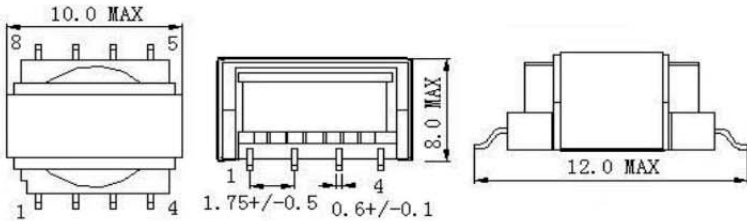


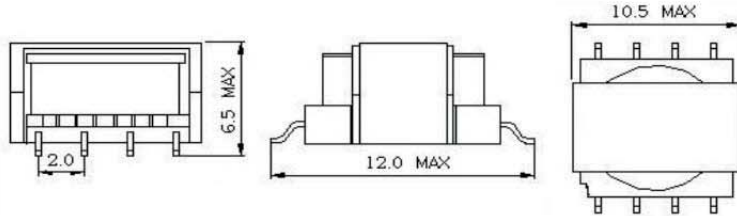

PIN TYPE TRANSFORMER

PIN TYPE MULTIPLE OUTPUT TRANSFORMERS

PQ-3230	DIMENSIONS (mm)		CONSTRUCTION
			
Specifications		Application	
Max. Operating frequency	Max. Operating Power	Switching regulator Main power transformer	
250KHz	85W@20KHz 320W@250KHz		
PQ-3535	DIMENSIONS (mm)		CONSTRUCTION
			
Specifications		Application	
Max. Operating frequency	Max. Operating Power	Switching regulator Main power transformer	
250KHz	142W@20KHz 400W@250KHz		
PQ-4040	DIMENSIONS (mm)		CONSTRUCTION
			
Specifications		Application	
Max. Operating frequency	Max. Operating Power	Switching regulator Main power transformer	
250KHz	210W@20KHz 580W@250KHz		


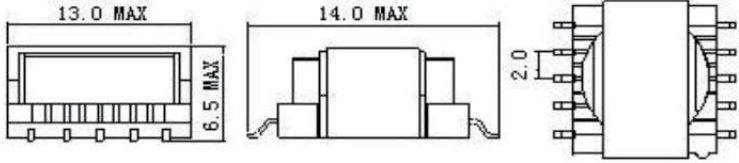


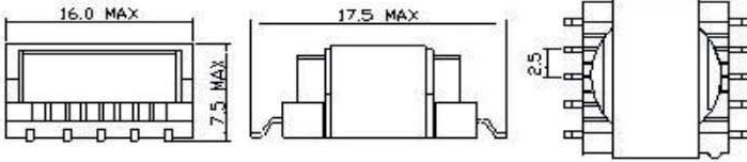


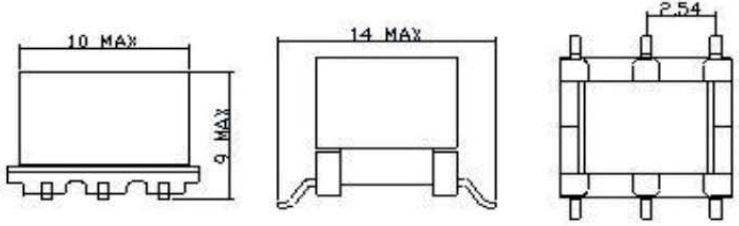

SMD TYPE TRANSFORMER

SMD TYPE MULTIPLE OUTPUT TRANSFORMERS

EE-5.0	DIMENSIONS (mm)		CONSTRUCTION
			
Specifications		Application	
Max. Operating frequency	Max. Operating Power	Telephone	
500KHz	0.6W@100KHz 1.2W@300KHz 2.2W@500KHz		
ER-7.5	DIMENSIONS (mm)		CONSTRUCTION
			
Specifications		Application	
Max. Operating frequency	Max. Operating Power	Pulse transformers Drive transformers Communication equipment	
500KHz	0.7W@100KHz 1.7W@300KHz 2.6W@500KHz		
ER-9.5	DIMENSIONS (mm)		CONSTRUCTION
			
Specifications		Application	
Max. Operating frequency	Max. Operating Power	Portable equipment Pulse transformer	
500KHz	0.87W@100KHz 2.0W@300KHz 3.0W@500KHz		


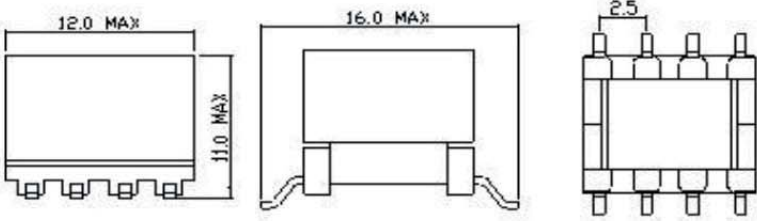


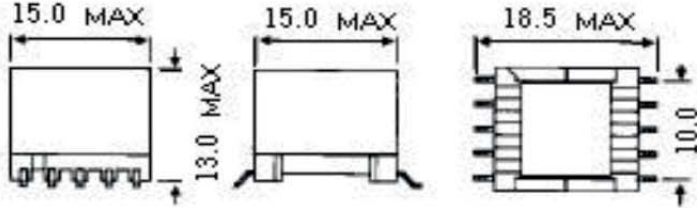




SMD TYPE TRANSFORMER

SMD TYPE MULTIPLE OUTPUT TRANSFORMERS

ER-11.5	DIMENSIONS (mm)		CONSTRUCTION
			
Specifications		Application	
Max. Operating frequency	Max. Operating Power		Portable equipment Drive for fluorescent display tube
500KHz	1.2W@100KHZ 3.5W@300KHZ 6.3W@500KHZ		
ER-14.5	DIMENSIONS (mm)		CONSTRUCTION
			
Specifications		Application	
Max. Operating frequency	Max. Operating Power		LCD TV Note PC Portable equipment
500KHz	2.67W@100KHz 6.2W@300KHz 9.30W@500KHz		
EP-7	DIMENSIONS (mm)		CONSTRUCTION
			
Specifications		Application	
Max. Operating frequency	Max. Operating Power		Portable equipment IP Phone
500KHz	0.9W@100KHz 1.6W@300KHz 3.0W@500KHz		


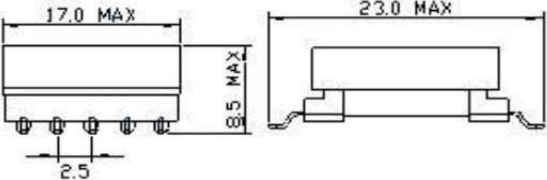


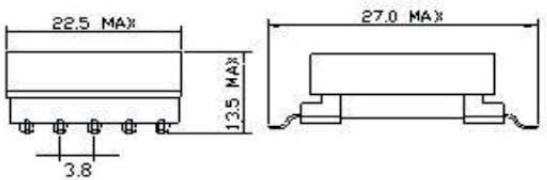


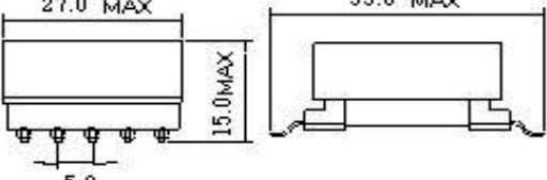

SMD TYPE TRANSFORMER

SMD TYPE MULTIPLE OUTPUT TRANSFORMERS

EP-10	DIMENSIONS (mm)		CONSTRUCTION
			
Specifications		Application	
Max. Operating frequency	Max. Operating Power		Telecommunication
500KHz	3.1W@100KHz 5.4W@300KHz 12W@500KHz		
EP-13	DIMENSIONS (mm)		CONSTRUCTION
			
Specifications		Application	
Max. Operating frequency	Max. Operating Power		Telecommunication
500KHz	9W@100KHz 17.5W@300KHz 24W@500KHz		
EFD-13.8	DIMENSIONS (mm)		CONSTRUCTION
			
Specifications		Application	
Max. Operating frequency	Max. Operating Power		Portable equipment
500KHz	3.1W@100KHz 5.4W@300KHz 9W@500KHz		





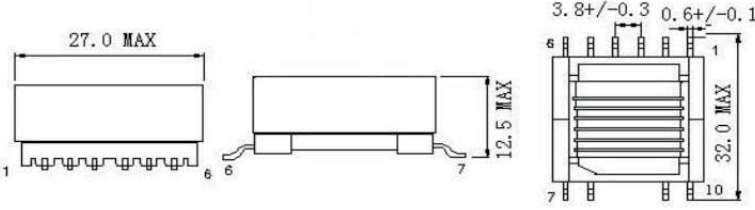

SMD TYPE TRANSFORMER

SMD TYPE MULTIPLE OUTPUT TRANSFORMERS

EFD-15	DIMENSIONS (mm)		CONSTRUCTION
			
Specifications		Application	
Max. Operating frequency	Max. Operating Power		Portable equipment
500KHz	4.7W@100KHz 9.3W@300KHz 18.0W@500KHz		
EFD-20	DIMENSIONS (mm)		CONSTRUCTION
			
Specifications		Application	
Max. Operating frequency	Max. Operating Power		Telecommunication
500KHz	12W@100KHz 24W@300KHz 30W@500KHz		
EFD-25	DIMENSIONS (mm)		CONSTRUCTION
			
Specifications		Application	
Max. Operating frequency	Max. Operating Power		Telecommunication
500KHz	24W@100KHz 43W@300KHz 60W@500KHz		

SMD TYPE TRANSFORMER

SMD TYPE MULTIPLE OUTPUT TRANSFORMERS

EPC-19	DIMENSIONS (mm)		CONSTRUCTION
			
Specifications		Application	
Max. Operating frequency	Max. Operating Power		Telecommunication
500KHz	5.4W@100KHz 14.5W@300KHz 22.0W@500KHz		
EPC-25	DIMENSIONS (mm)		CONSTRUCTION
			
Specifications		Application	
Max. Operating frequency	Max. Operating Power		switching regulator
500KHz	15W@100KHz 35W@300KHz 58W@500KHz		



amelec Electronic GmbH

Brunnwiesenstrasse 6A
Postfach 165
8157 Dielsdorf

Tel.: 044 862 00 62
Fax: 044 862 00 63

Mail: info@amelec.ch
Web: www.amelec.ch